

## Fire Safety Strand Campus

It is the responsibility of the event organiser to ensure that delegates are made aware of the emergency fire and evacuation procedures in place at the venue before the start of the event.

Fire doors must not be wedged or propped open and evacuation routes and fire exits must not be blocked with debris, equipment or furniture.

Any disabled delegates who may require assistance to evacuate should make themselves known to the College before the event and should have a “buddy” who will be able to assist with their evacuation to the designated assembly point or assist them to the nearest temporary refuge and then to alert either the emergency evacuation controller or security so they can identify the appropriate assistance required.

On discovering a fire you should follow these guidelines:

- Do not attempt to deal with the fire yourself.
- Raise the alarm by activating the nearest red fire alarm break glass point.
- Exit the building in a calm manner by following the escape signs.

On hearing the alarms you should follow these guidelines:

- The building evacuation alarm is a continuous sounding ringing alarm.
- Leave the building in a calm manner by following the escape signs, **DO NOT USE LIFTS**.
- On exiting the building make your way to the designated assembly points as indicated on the fire safety information.

Assembly points for Strand based Buildings:

Follow evacuation signs clearly visible in corridors and stairwells.

- From Great Hall: - Proceed straight across the foyer and out the main doors into the car park area. Turn right and walk to the iron gates into Somerset House Courtyard.
- From Council and Committee rooms: - Turn right, descend the stairs and exit through foyer and out the main doors into the Quad. Turn right and walk to the iron gates into Somerset House Courtyard.
- From 35B:- Turn right and follow exit signs across the car park, through the arch and gather in Somerset House Courtyard.
- From lecture theatre 2C :- Turn left and descend the stairs, turn right at the bottom and follow exit signs across the car park through the arch and gather in Somerset House Courtyard

Remember: - Safety must remain the paramount concern at all times. People should not put themselves or others at risk.



how to book

Tel 020 7848 1700

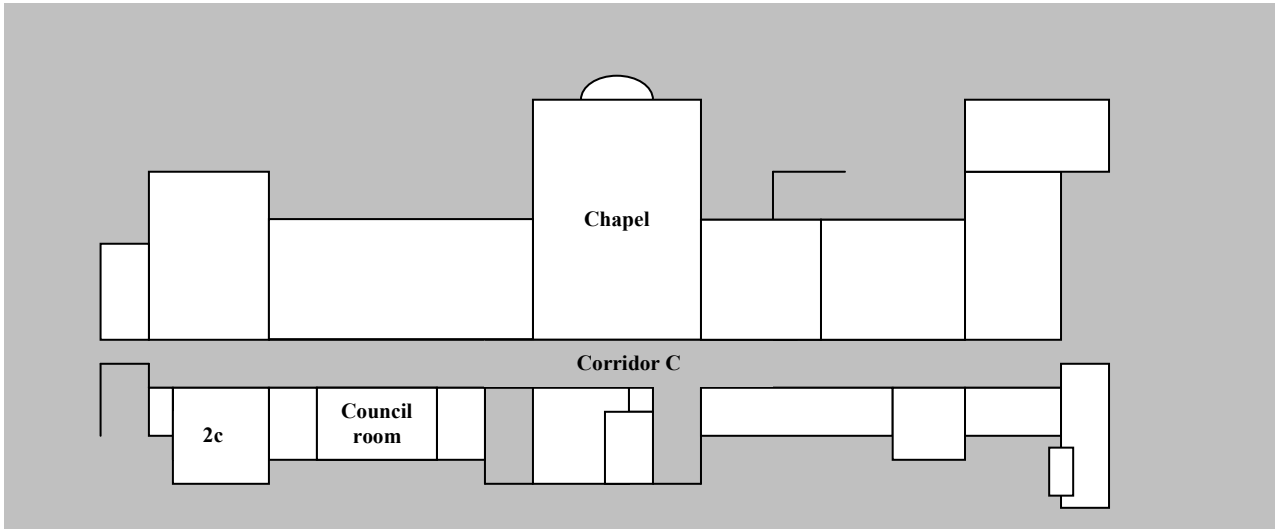
fax 020 7848 1717

email [conference@kcl.ac.uk](mailto:conference@kcl.ac.uk)

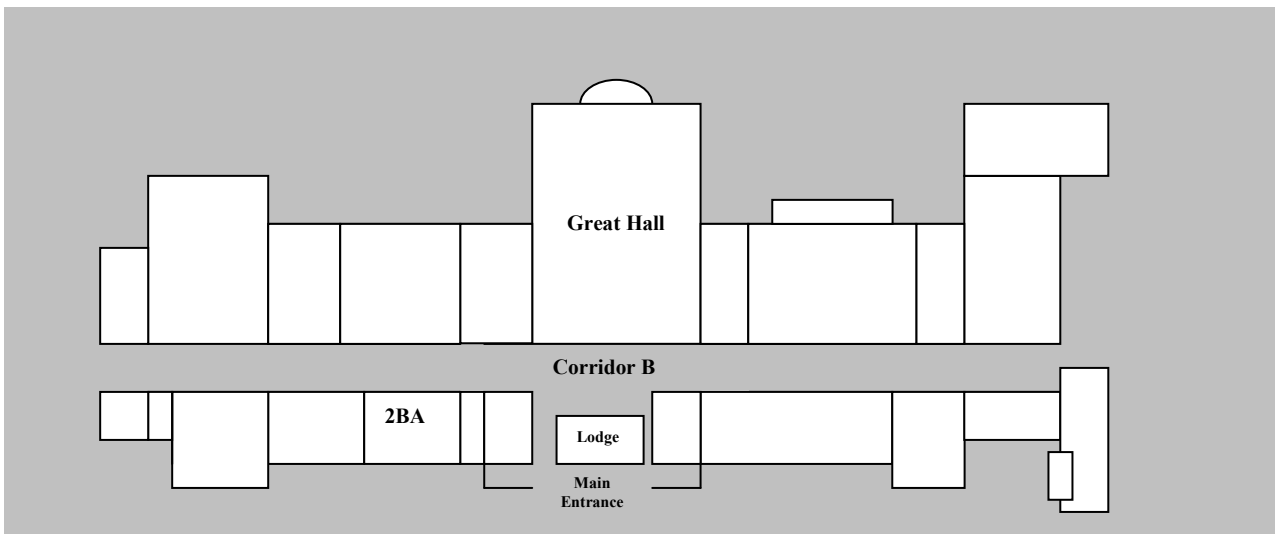
web [www.kcl.ac.uk/kcvb](http://www.kcl.ac.uk/kcvb)

### Fire evacuation routes, strand

S  
T  
R  
A  
N  
D



First floor NB Not to scale



Ground floor NB. Not to scale



how to book

Tel 020 7848 1700

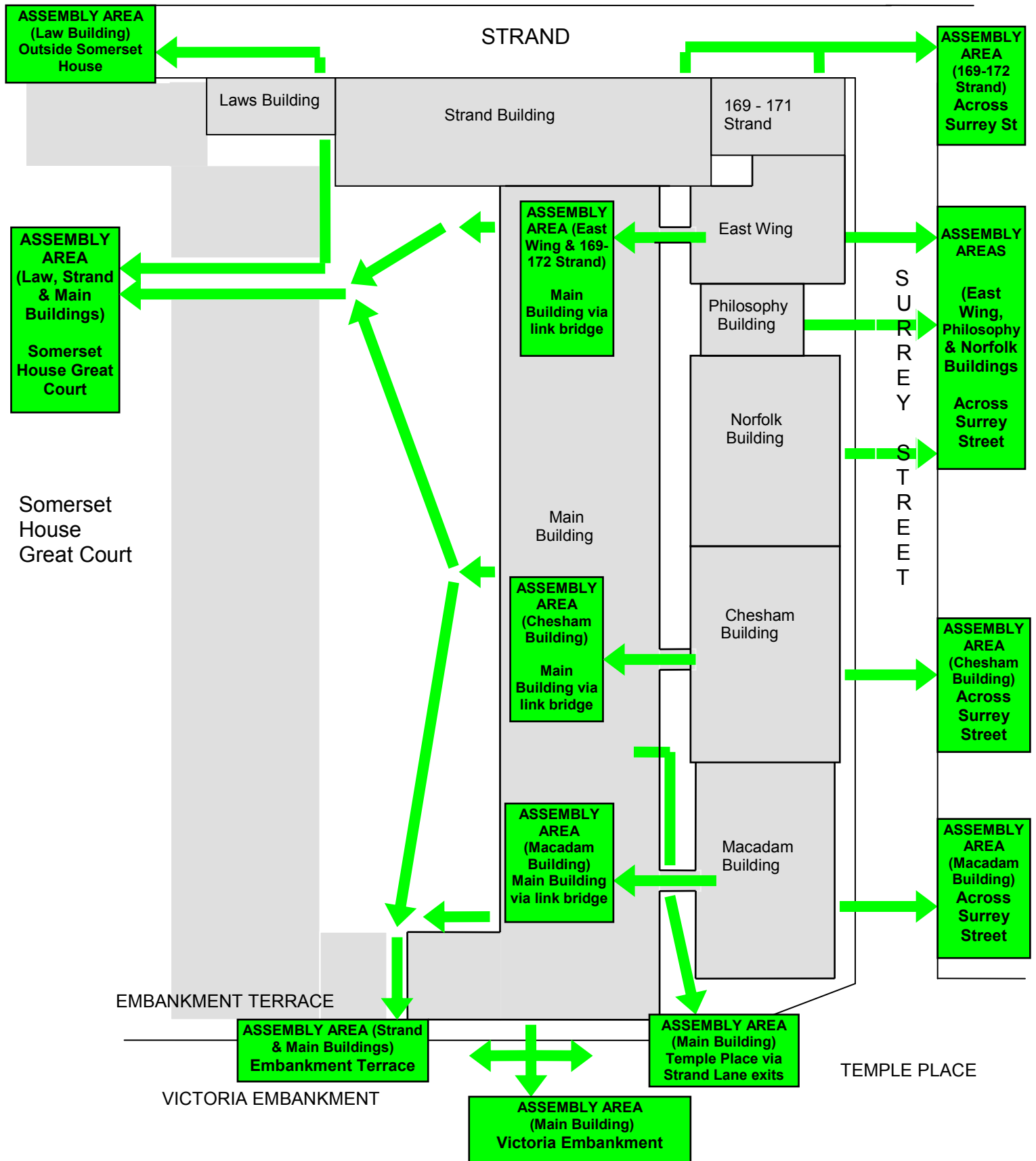
fax 020 7848 1717

email [conference@kcl.ac.uk](mailto:conference@kcl.ac.uk)

web

[www.kcl.ac.uk/kevb](http://www.kcl.ac.uk/kevb)

# Emergency Evacuation Assembly Areas - Strand Campus



**Key**

→ Evacuation Routes to Assembly Areas

Assembly Area