

**Franklin-Wilkins Library** *Getting Started Tour*  
📍 Stamford Street



Welcome to **Franklin-Wilkins Library!**

The library entrance can be found on the first floor of the Franklin-Wilkins Building on the Waterloo Campus.

In order to gain access, you will need your **King's ID card**.

You will then find the **Library Information Point** straight ahead.



Staff can be recognised by their purple lanyards or T-shirts.





Spread across **two floors**, the library hosts a variety of study spaces, such as:

- **Computer Rooms**
- **Group Study Rooms**
- **Study Pods**
- **Video Call Pods**
- **Postgraduate Zone**
- **Wellbeing Area**





If you want to find a book, use the **Library Search PCs**. Note the collection, classmark, and location of it.

Then use the directions on the **floor plans** (pinned to the walls throughout the library and available on locations pages) to get to the book.






Once you have found the book, use the **self-service kiosk** in front of the Library Information Point to borrow it (you will also use it when returning the book).

 Self-Service



Library  
Enquiries



# Short Loan

---

If you wish to borrow a 24-hour book, make sure you head to the **Short Loan Section** in front of the Library Information Point. This is also where you can collect any books you have reserved that were out on loan.





Several **Group Study (GS) Rooms**  
are also at your disposal.  
Make sure you book them online.



There are multiple **Computer Rooms** and spaces equipped with **PCs**. In order to access one, you will need your King's login details.

You can find an available PC using the **PC-free** system. Moreover, you can borrow a laptop loan from the **laptop cabinets** behind the Library Information Point.







Additionally, there are many other reading spots and study spaces throughout the library. **Study Pods** and a **Video Call Pod** are also there to be used.



# Discuss Zone

There's even a specially-designed **Discuss Zone!**





## DISCUSS ZONE

**Work Together | Phones allowed | No eating**  
Lidded drinks welcome in all zones



## QUIET ZONE

**Brief Whispering | Phones Free | No eating**  
Lidded drinks welcome in all zones



## SILENT ZONE

**Noise Free | Phones Free | No eating**  
Lidded drinks welcome in all zones



# FIND

# YOUR

# ZONE

There are three different Zones in the library which are colour-coded on the [Floor Plans](#).  
Choose a zone that suits your study needs and be mindful of others studying around you.



**Postgraduate Zone** in the second floor is also available.








You can find **Printers** around the library – they print, copy or scan to email. You will need to register on a printer the first time use one.

Just send your documents to **Follow Me Printing** and they will be released from any working printer across King's through use of your King's ID card.

You can **top-up online** to add credit to your print account.

Find out more about using printers in the King's IT **Quick guide to using the print, copy, scan machines**



You can make use of the **Chargeboxes**, too! They'll charge your phone or tablet for 30 minutes for free.

Just make sure to leave your devices on silent.







A quick snack or meal for library sessions can be grabbed at the **canteen, café** or **vending machine area** outside the library on the first and ground floors.







If you're feeling low, why not  
recharge your own batteries in the  
**Wellbeing Corner?**


(On the second floor near GS6)



As well as the main collections we also have a **Special Collections Library** (at the Maughan) and **Archives** (over in the Strand building) that hold a unique, internationally significant and continually expanding range of archival and printed sources.







When you have the time,  
go to **[Getting Started  
sections in the Library  
Guides](#)** for more info on  
how to perform various  
library-related tasks.

---