



THE GLOBAL  
INSTITUTE  
FOR WOMEN'S  
LEADERSHIP



# INTERNATIONAL WOMEN'S DAY 2019

Global attitudes towards  
gender equality



International Women's Day



# MEN AND PARENTING







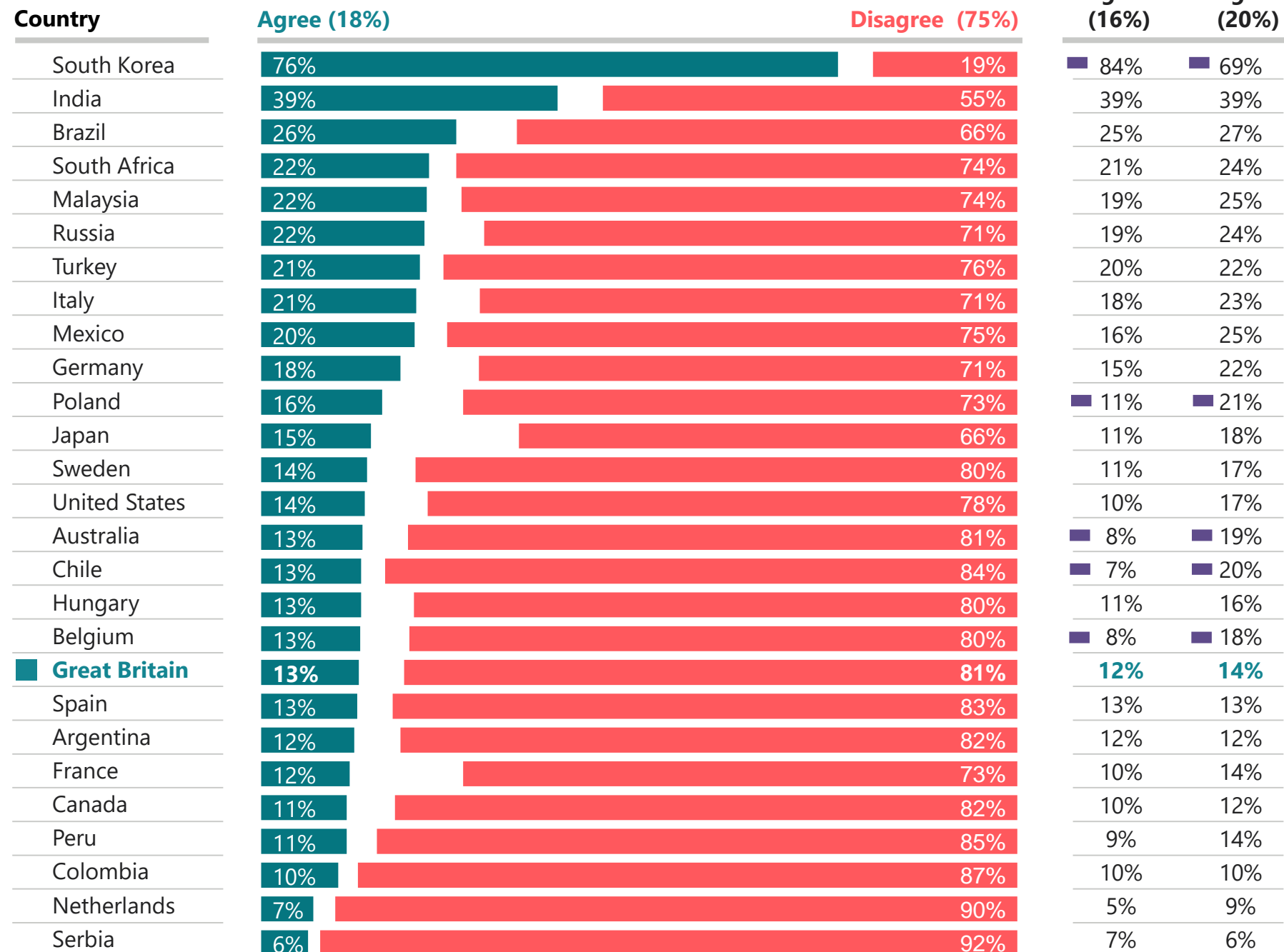
**Q. Please indicate whether you strongly disagree, somewhat disagree, somewhat agree, or strongly agree that..**

**A man who stays home to look after his children is less of a man**

*The majority globally disagree that looking after children is emasculating for men – although less the case in South Korea*



International Women's Day



■ Indicates differences of 10%+

Base: 18,800 online adults aged 16-64 across 27 countries, 21 Dec 2018- 4 Jan 2019



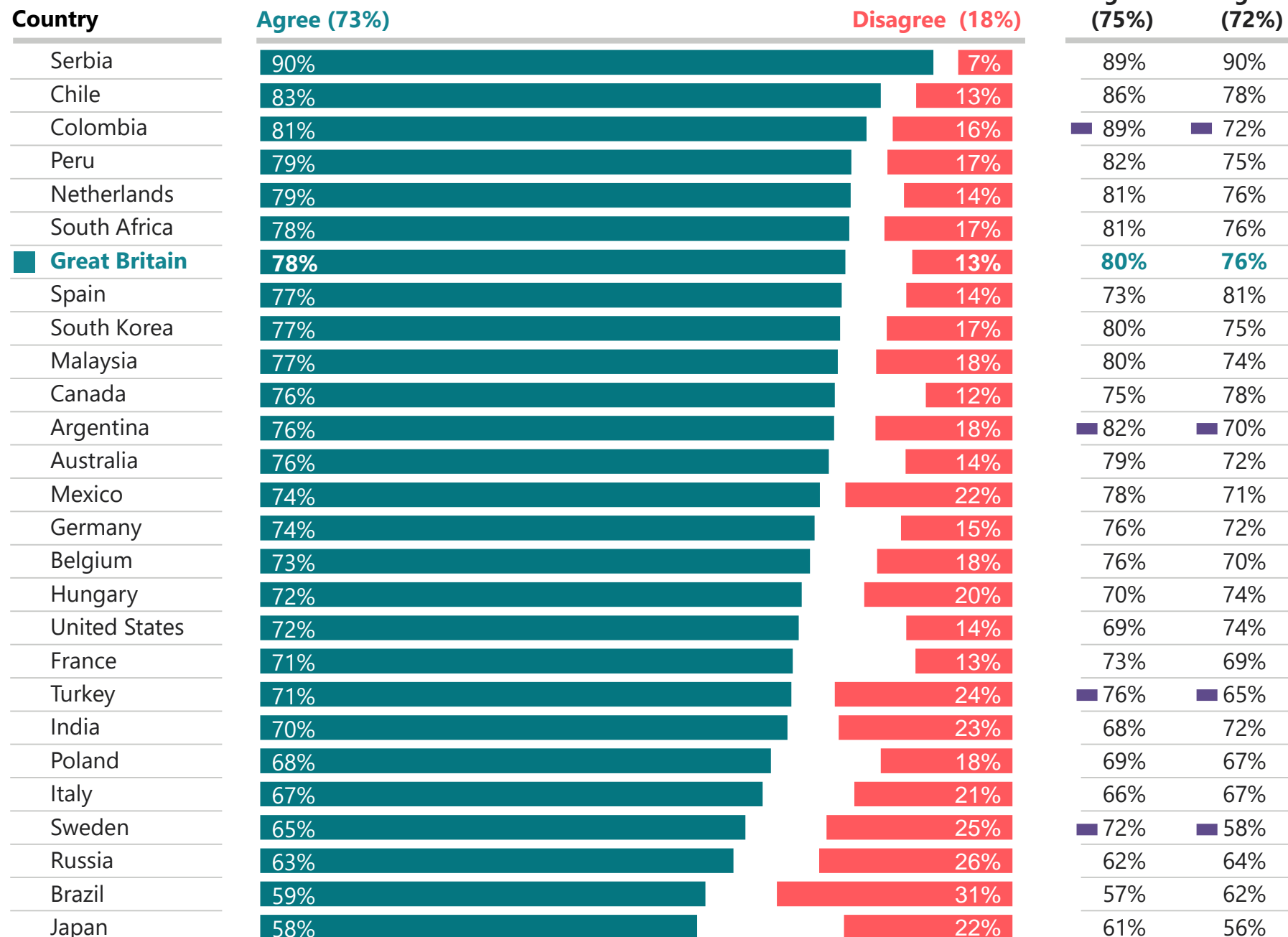
**Q. Please indicate whether you strongly disagree, somewhat disagree, somewhat agree, or strongly agree that..**

**Employers should make it easier for men to combine childcare with work**

*Three-quarters believe that employers should make it easier for men to combine childcare with work – highest in Serbia, Chile and Peru – but lower in Japan, Brazil and Russia.*



International Women's Day



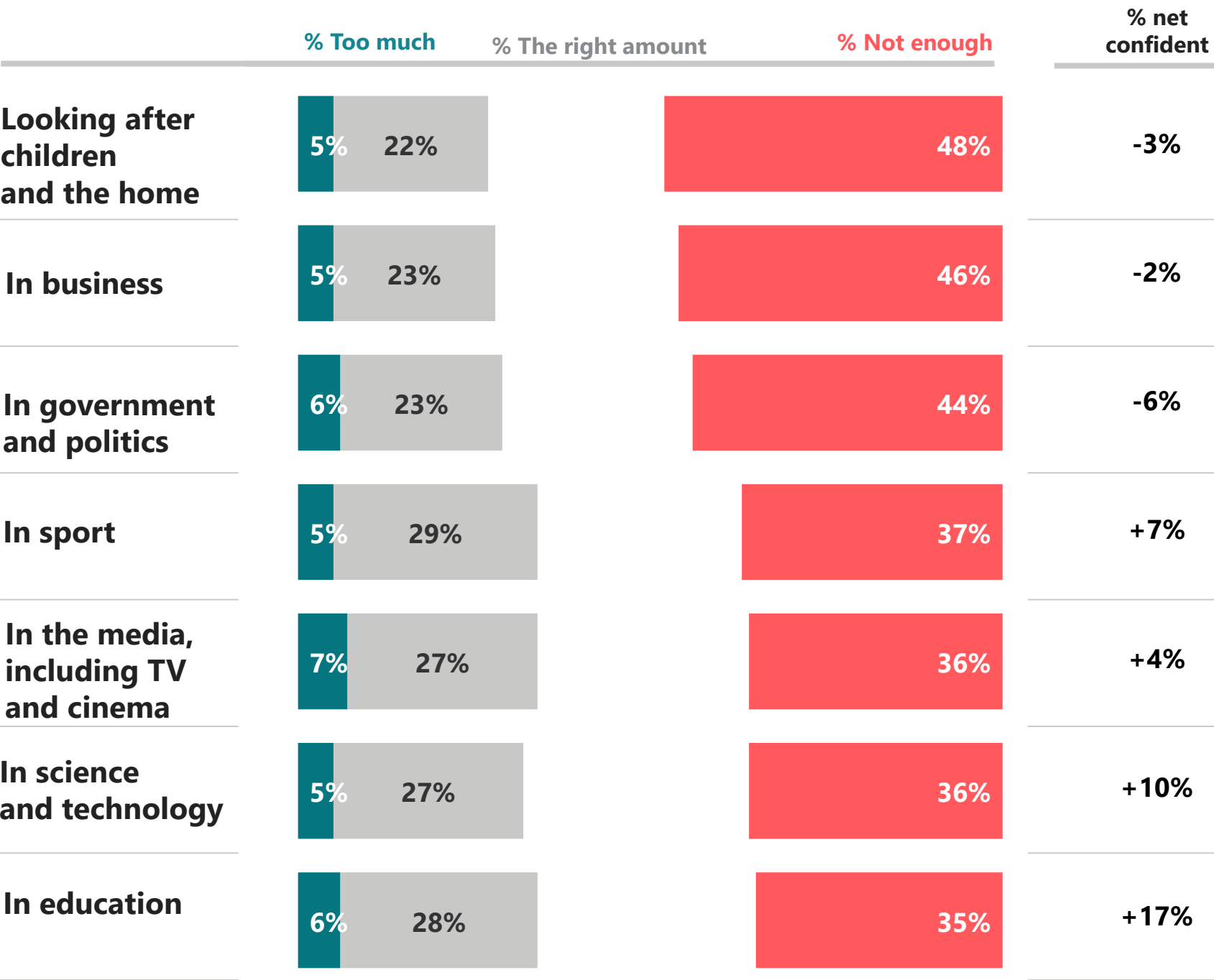
Indicates differences of 10%+

Base: 18,800 online adults aged 16-64 across 27 countries, 21 Dec 2018- 4 Jan 2019



**Q. In each of the following areas, please say whether you think too much is being done, not enough is being done or the right amount is being done to achieve equal rights between men and women in [COUNTRY]?**

*Close to half (48%) believe that the area of life where not enough is being done to achieve equal rights between men and women is looking after children and the home. Business and government and politics are the next most commonly mentioned.*

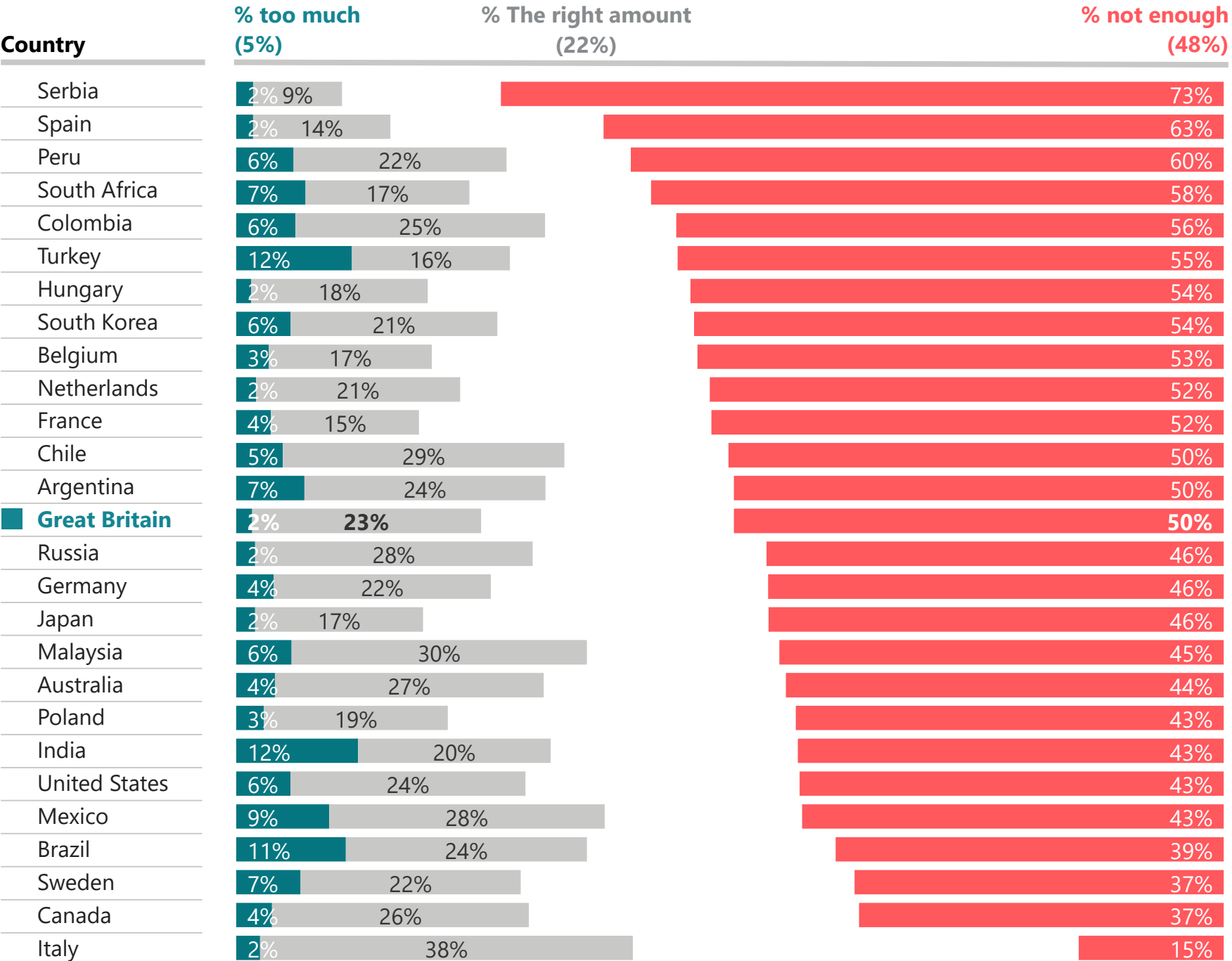






**Q8g. Looking after children and the home. Please say whether you think too much is being done, not enough is being done or the right amount is being done to achieve equal rights between men and women in [COUNTRY]?**

*Three-quarters of people in Serbia think 'not enough' is being done to achieve equal rights between men and women in relation to looking after children and the home. It is also a key issue in Spain and Peru where three in five give this answer.*

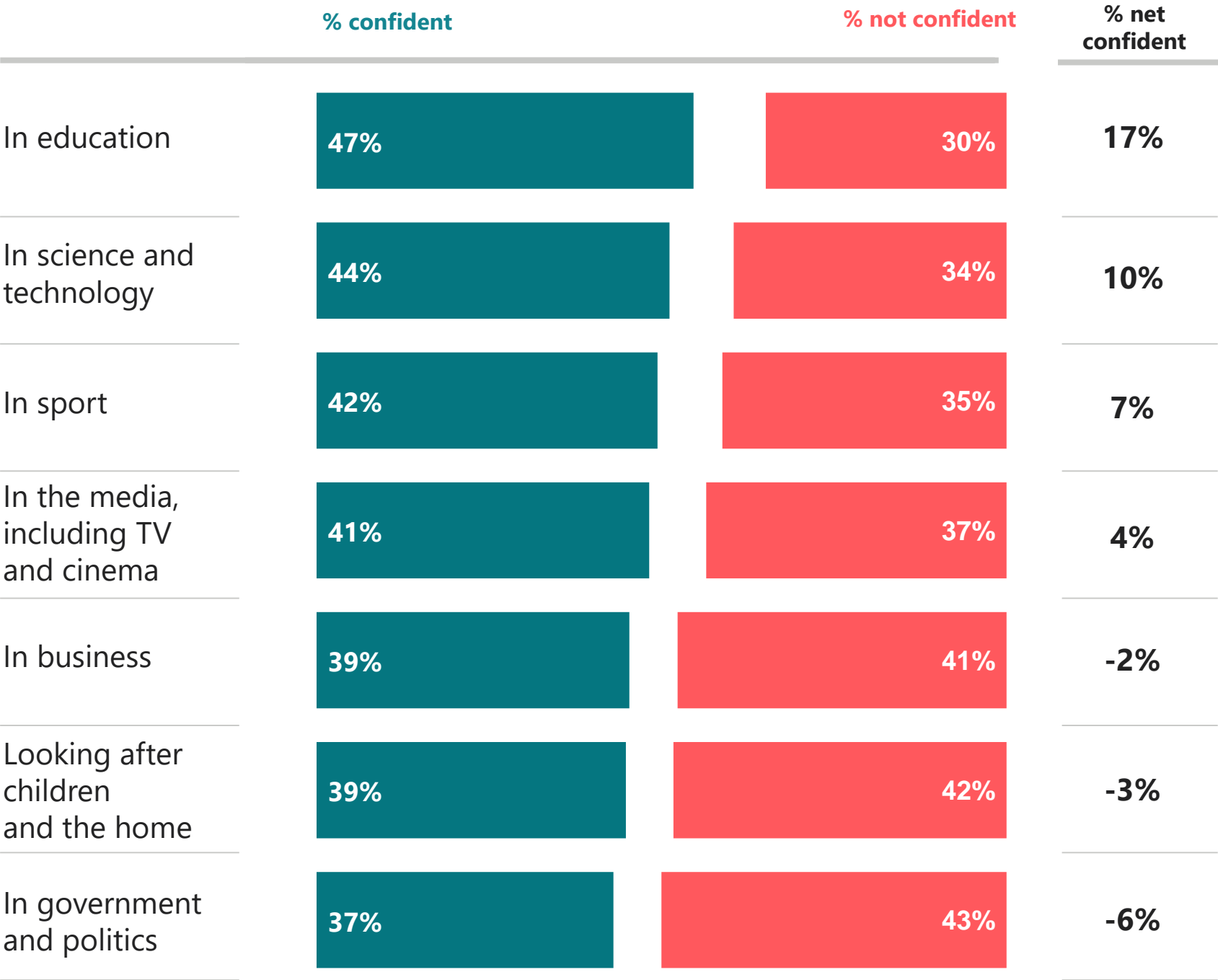


Base: 18,800 online adults aged 16-64 across 27 countries, 21 Dec 2018- -4 Jan 2019



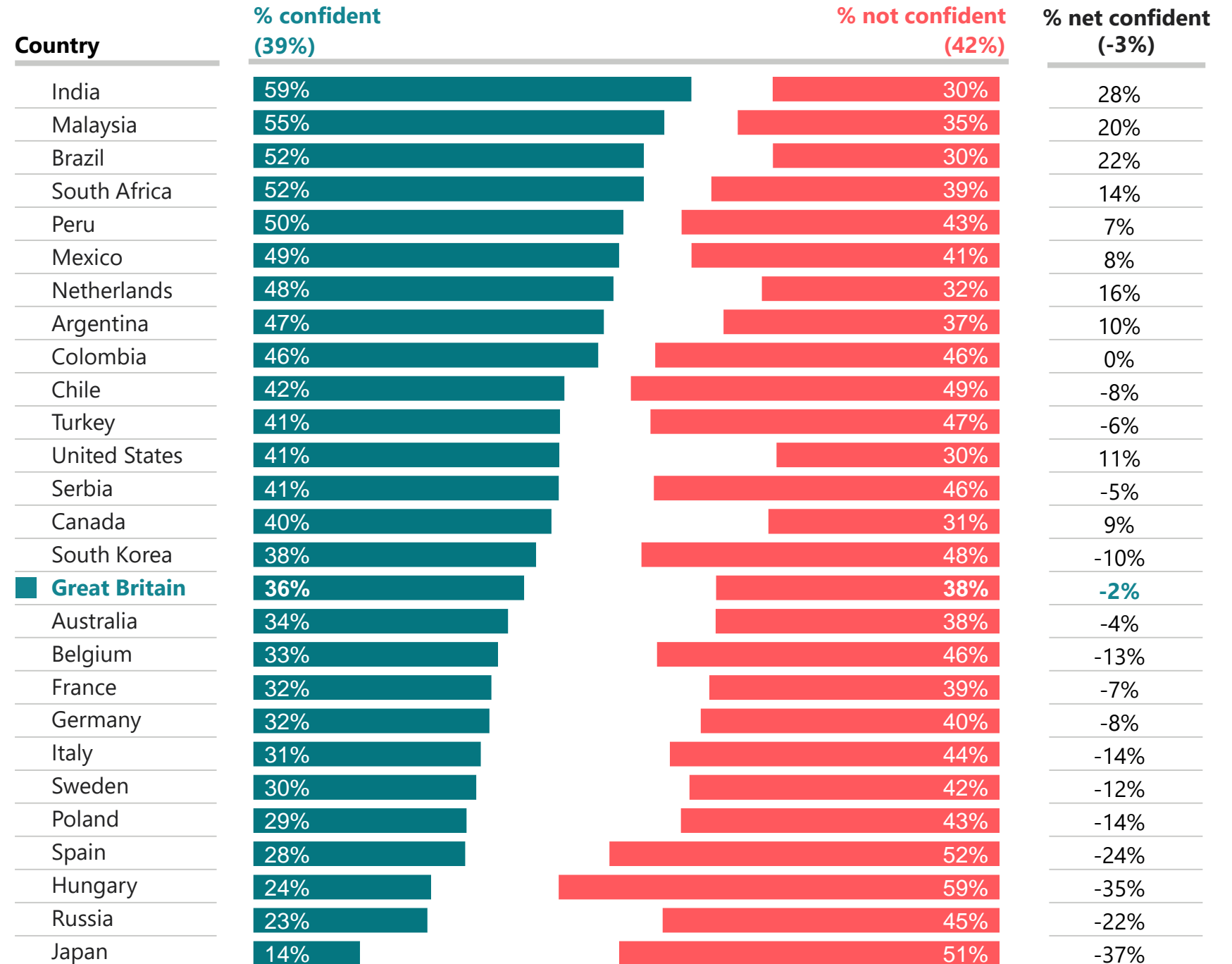
**Q. For each of these areas, how confident, if at all, do you feel that discrimination against women in [COUNTRY] will have ended in the next 20 years?**

*People are most confident that, in 20 years, discrimination against women will have ended in education. Science and technology is the next most commonly mentioned. People are least optimistic about discrimination against women ending in government and politics.*



**Q. Looking after children and the home, how confident, if at all, do you feel that discrimination against women in [COUNTRY] will have ended in the next 20 years?**

*Three in five people in India are confident that discrimination against women will have ended in relation to looking after children and the home in 20 years' time. Over half of those in Malaysia, Brazil and South Africa are also confident on this point. People in Japan are least confident – just 14% think this will happen while half are not confident.*





- The survey is an international sample of 18,800 adults aged 18-64 in the United States and Canada and 16-64 in all other countries. Interviews were conducted between 21 December 2018 – 4 January 2019.
- The survey was conducted in 27 countries around the world, via the Ipsos Online Panel system in Argentina, Australia, Belgium, Brazil, Canada, Chile, Colombia, France, Germany, Hungary, India, Italy, Japan, Malaysia, Mexico, Netherlands, Peru, Poland, Russia, Serbia, South Africa, South Korea, Spain, Sweden, Turkey, Great Britain, and the USA.
- Approximately 1000 individuals were surveyed in Australia, Brazil, Canada, France, Germany, Italy, Japan, Spain, Great Britain, and the USA.  
Approximately 500 individuals were surveyed in Argentina, Belgium, Chile, Colombia, Hungary, India, Mexico, Malaysia, Netherlands, Peru, Poland, Russia, Serbia, South Africa, South Korea, Sweden, Turkey.
- Where results do not sum to 100 or the 'difference' appears to be  $\pm 1$  more/less than the actual, this may be due to rounding, multiple responses or the exclusion of don't knows or not stated responses.
- Data are weighted to match the profile of the population. 16 of the 27 countries surveyed generate nationally representative samples in their countries (Argentina, Australia, Belgium, Canada, France, Germany, Great Britain, Hungary, Italy, Japan, Netherlands, Poland,, South Korea, Spain, Sweden, and United States). Brazil, Chile, Colombia, India, Malaysia, Mexico, Peru, Russia, Serbia, South Africa and Turkey produce a national sample that is considered to represent a more affluent, connected population. These are still a vital social group to understand in these countries, representing an important and emerging middle class.



## For more information, please contact:

**Kelly Beaver**  
**Kelly.beaver@ipsos.com**  
**@KellyIpsosMORI**

**Suzanne Hall**  
**Suzanne.hall@ipsos.com**  
**@Suzanne\_khall**

**Kully Kaur-Ballagan**  
**kully.kaur-ballagan@ipsos.com**  
**@KBallagan**

**Olivia Lohoar-Self**  
**Olivia.LohoarSelf@ipsos.com**

**Kyra Xypolia**  
**Kyra.Xypolia@ipsos.com**