

How to find a book in the Maughan Library

- You will need to look up the location and availability of books on the Library Catalogue either via your Reading List or using the Library Search tool.
- Library Search computers are available in the lift lobbies or use any mobile device with an internet connection and go to **librarysearch.kcl.ac.uk**
- Books are organised by the **collection name** and a **classmark**. Once you have looked these up, you can use a floor plan to help you find the area and room number your book is located in.

What is a Classmark?

- Books are organised on the shelves using Classmarks. We use the Library of Congress Classification Scheme which creates classmarks using a series of letters and numbers. Example book – The Weimar Republic by Detlev Peukert has the classmark **DD237 PEU**
- The initial letters denote the general subject area (e.g. **DD** denotes the History of Germany).
- The next numbers denote a more specific subject area (e.g. **DD237** denotes General works on the History of Germany post-1918).
- The final combination of letters and sometimes numbers denote the author or editor. (e.g. **PEU** for the surname Peukert)

To find out where the book is using Library Search

- Search using keyword(s) (title or author)

e.g. taruskin text and act

- Click on 'Available at...'

(If 'Not available', you can login and request the item to be reserved for you)

- Click on 'GET IT'

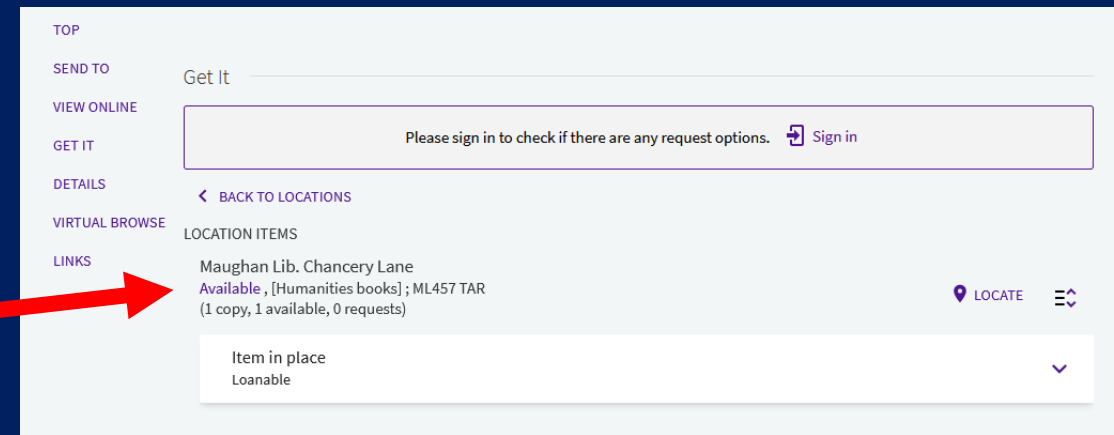
(or scroll down to the 'GET IT' section).

The screenshot displays the King's College London Library Search interface. At the top, the search bar contains the query "taruskin text and act". Below the search bar, the results for the book "Text and act : essays on music and performance" by Richard Taruskin (1995) are shown. The book is listed as available at Maughan Lib. Chancery Lane [Humanities books] (ML457 TAR) and also available online. The "GET IT" section is expanded, showing options such as "view full text" and "view full text" with a "Click to View" button. The interface also includes navigation links like "TOP", "SEND TO", "VIEW ONLINE", "DETAILS", and "VIRTUAL BROWSE".

To find out where the book is using Library Search

If it's available,

- Note the **Collection name in brackets** e.g. [Humanities books]
- and the **Classmark** e.g. ML457 TAR













You now need to use this table to identify what floor your book / classmark will be on based on the Collection Name. Note the A-D and E-Z after [Humanities books] refer to classmarks.

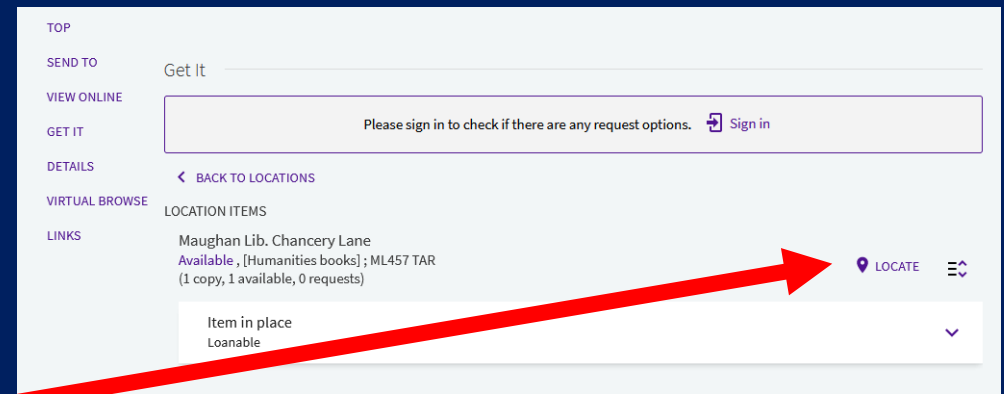
e.g. this book will be in the [Humanities books] E-Z area on floor 2 or floor 2M.

(2M = Second Floor Mezzanine)

Mezzanines are intermediary floors that can be accessed using the some of the lifts or mezzanine staircases in the rooms below them, e.g. GM.66 can be accessed from G.66.

| Collections | Floors |
|--|--------|
|  [Science journals] | 2 + 2M |
|  [Science books] | 2 + 2M |
|  [Humanities books] Folio & Outsize | 2M |
|  [Humanities books] E-Z | 2 + 2M |
|  [Humanities books] A-D | 1 + 1M |
|  [Law journals] | 1 + 1M |
|  [Law books] | 1 + 1M |
|  [Humanities journals] | GM |
|  Music, Film & Multimedia | G + GM |
|  [Books Store] | -1 |

To find out where the book is using Library Search



- You now need to consult the browsing guides and library floor plans to locate your book. Click on **Locate** to open up the floor plan(s) for your book. (Browsing guides and floor plans are also on the walls in the corridors on each floor).
- First, use the browsing guide for the floor you have identified e.g. **2** and **2M** for this example book and find the classmark you noted down and its corresponding room number.

e.g. for classmark **ML457 TAR**

This will be between classmarks **ML422.B – NE 9999**

So this book will be in **Room number 2.45**

(If there are more than one floors for your Collection Name e.g. 2 and 2M, try the main floor first and if you can't find the classmark then look at the browsing guide for the mezzanine floor).

Browsing guide

The Maughan Library

Second floor information

| [Humanities books] E-Z | |
|-----------------------------|-------------|
| Classmark | Room number |
| E 1 – E 840.8 | 2M13 – 2M16 |
| E 841 – GE 42.P | 2.13 |
| GE 42.S – HC 59.7 | 2.14 |
| HC 59.7 – HC 241.2 | 2.13 |
| HC 241.2 – HC 257.W | 2.44 |
| HC 258.B – HD 2785.W | 2.43 |
| HD 2791.K – HD 6052.W | 2.44 |
| HD 6053 – HD 7287.5 | 2.45 |
| HD 7287.6 – HD 8943.S | 2.46 |
| HD 9000.D – HD 9753.U | 2.47 |
| HD 9744 – HF 1359.B | 2.48 |
| HF 1359.B – HF 1411.F | 2.49 |
| HF 1411.G – HF 3778.G | 2.50 |
| HF 3785.T – HN 398.E | 2.51 |
| HN 398.E – HT 163.L | 2.50 |
| HT 163.R – HX 56.W | 2.49 |
| HX 72.S – JK 468.J | 2.48 |
| JK 468.J – JQ 599.5 | 2.47 |
| JS 67 – ML 410.V | 2.46 |
| ML 422.B – NE 9999 | 2.45 |
| NK 1 – P 9999 | 2.44 |
| PA 1 – PA 6392.H | 2M43 – 2M51 |
| PA 6393.A – PA 6568.C | 2.56 |
| PA 6568.C – PA 6716.M | 2.55 |
| PA 6716.P – PA 8502.E | 2.54 |
| PA 8502.E – PN 94.6 | 2.55 |
| PN 98.M – PN 199.3.4 | 2.56 |
| PN 199.3.5.A – PN 199.3.5.S | 2.58 |
| PN 199.3.5.S – PN 1995.C | 2.57 |
| PN 1995.9 – PN 1998.3 | 2.58 |

| Classmark | Room number |
|-------------------------|-------------|
| PN 1998.3 – PQ 295.D | 2.59 |
| PQ 245.B – PQ 645.S | 2.58 |
| PQ 648.B – PQ 6606 | 2M54 – 2M59 |
| PQ 6607 – PQ 6623A79 | 2.64 |
| PQ 6623A8 – PQ 7297 | 2.63 |
| PQ 7298 – PQ 8497.A | 2.62 |
| PQ 8497.B – PQ 9261.M69 | 2.63 |
| PQ 9261.M7 – PQ 9697.S | 2.62 |
| PQ 9697.T – PR 99 | 2.63 |
| PR 100 – PR 549 | 2.64 |
| PR 550 – PR 929 | 2.66 |
| PR 930 – PR 1149 | 2.67 |
| PR 1150 – PR 1579 | 2.69 |
| PR 1580 – PR 2009 | 2.70 |
| PR 2010 – PR 3522.F | 2.71 |
| PR 3522.G – PR 4965 | 2.70 |
| PR 4966 – PR 6019.O9.Z4 | 2.69 |
| PR 6019.O9.Z5 – PR 6054 | 2.68 |
| PR 6055 – PS 3545.L | 2.67 |
| PS 3545.M – PT 1099 | 2.66 |
| PT 1100 – ZA 9999 | 2M62 – 2M72 |

| [Humanities books] Folio & Outsize | |
|------------------------------------|-------------|
| Classmark | Room number |
| FOL. A 1 – ZA 9999 | 2M17 – 2M20 |
| OUTSIZE A 1 – ZA 9999 | 2M12 – 2M13 |
| Atlases | 2M12 |

| [Science books] | |
|---------------------|-------------|
| Classmark | Room number |
| Q 1 – QA 76.G | 2.35 |
| QA 76.H – QA 76.9 | 2.36 |
| QA 76.9 – QA 267.L | 2.37 |
| QA 267.M – QA 303.R | 2.38 |
| QA 303.S – QA 326.M | 2.37 |
| QA 326.N – QA 351.O | 2.36 |
| QA 351.R – QA 397.Z | 2.35 |
| QA 400 – QC 61.L | 2M35 – 2M37 |
| QC 70 – QC 278.W | 2.40 |
| QC 280 – QC 670.R | 2.41 |
| QC 670.S – QE 665 | 2.42 |
| QE 668.A – QU 9999 | 2.41 |
| R 1 – R 855.3 | 2.41 |
| R 855.3 – RA 441.B | 2.40 |
| RA 441.C – TX 9999 | 2M39 – 2M42 |
| Science reference | 2.39 |

| [Science journals] | |
|--------------------|----------------------|
| | |
| A – J | 2.20 to 2.18 to 2.20 |
| J | 2M19 to 2M18 to 2M20 |
| J – P | 2.25 to 2.27 to 2.25 |
| P | 2M25 to 2M27 to 2M25 |

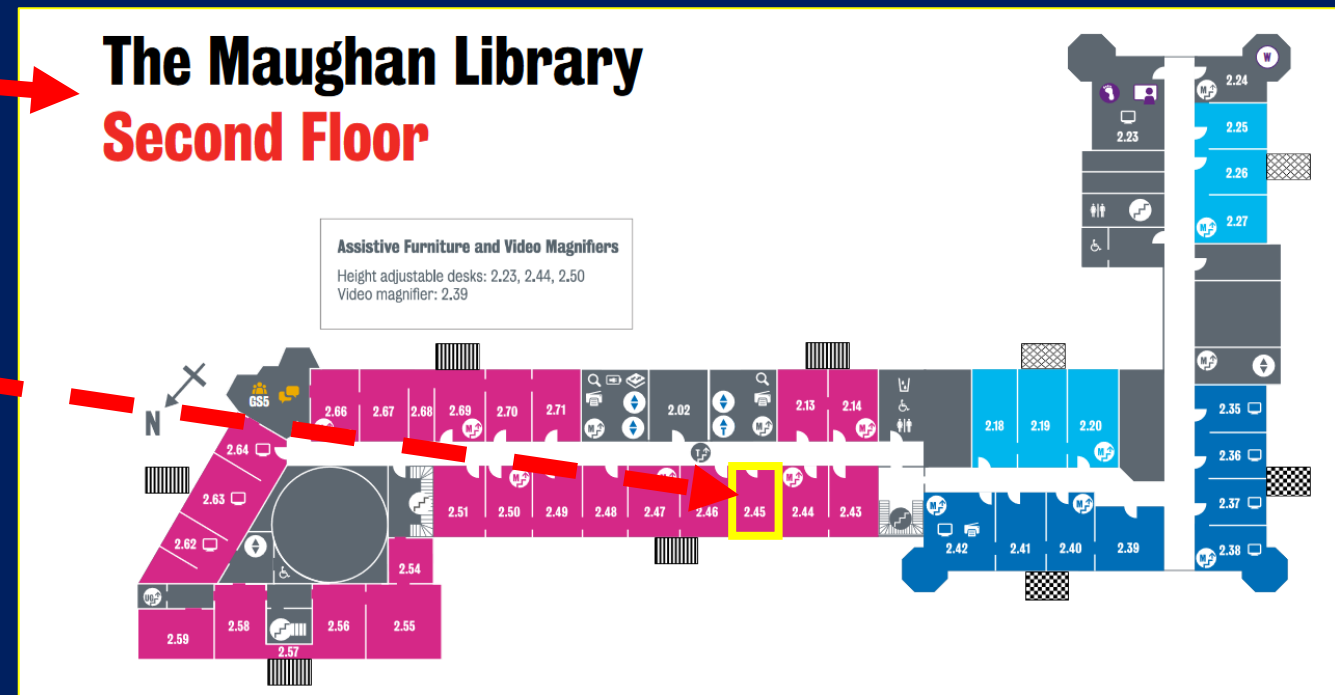
The mezzanine floors

e.g. **2M** = second floor mezzanine

There are mezzanine floors on the Ground, First and Second floors and can be accessed via the mezzanine stairs or lifts 2 and 4.

To find out where the book is using Library Search

- Now scroll down the PDF to view the corresponding floor plan with the room numbers.
- Find the room number your book is located **e.g. 2.45**
- Use the collection colours (or associated pattern) on the floor plans to help guide to the room. Ask a member of staff, wearing a purple lanyard or t-shirt if you need further help.
- To borrow the book, use one of the Self-Service Kiosks. These can be found on the Ground, First and Second Floor lift lobbies.



New to King's? See the 'Getting Started with the Library' section in your subject Library Guide