

Guide to our Postgraduate Spaces

There are four libraries at King's that have spaces reserved for Postgraduate students only.

As Postgraduates we count everyone completing a Master's level qualification, a PhD, or is an academic with a contract at King's.

This status is saved on your King's ID card and will give you access to these spaces as soon as you pick your card up.

These spaces have a swipe card access panel that ensures only people holding an eligible card can get in.

Note: If you believe you should have access to these spaces, but currently do not, please speak to a member of security staff at that site and show them proof of your Postgraduate status. They will then be able to add the relevant permissions to your card.

List of Libraries with Postgraduate Spaces

Maughan Library – Strand Campus	2
Location on the library floor plan	2
a) Postgraduate Tower Study Carrels.....	2
b) Postgraduate Study Rooms on the First Floor	4
c) PhD Room on the Second Floor.....	5
Other areas you might want to consider at the Maughan.....	6
New Hunt's House Library – Guy's Campus	7
Location on the library floor plan	7
Other areas you might want to consider at New Hunt's House Library	8
Franklin-Wilkins Library – Waterloo Campus.....	9
Location on the library floor plan	9
Other areas you might want to consider at Franklin-Wilkins Library	10
Weston Education Centre Library – Denmark Hill Campus.....	11
Location on the library floor plan	11
Other areas you might want to consider on the Denmark Hill Campus	12
Further suggestion: St Thomas' House Library and Café.....	13

Maughan Library – Strand Campus

[Directions to the Maughan Library.](#)

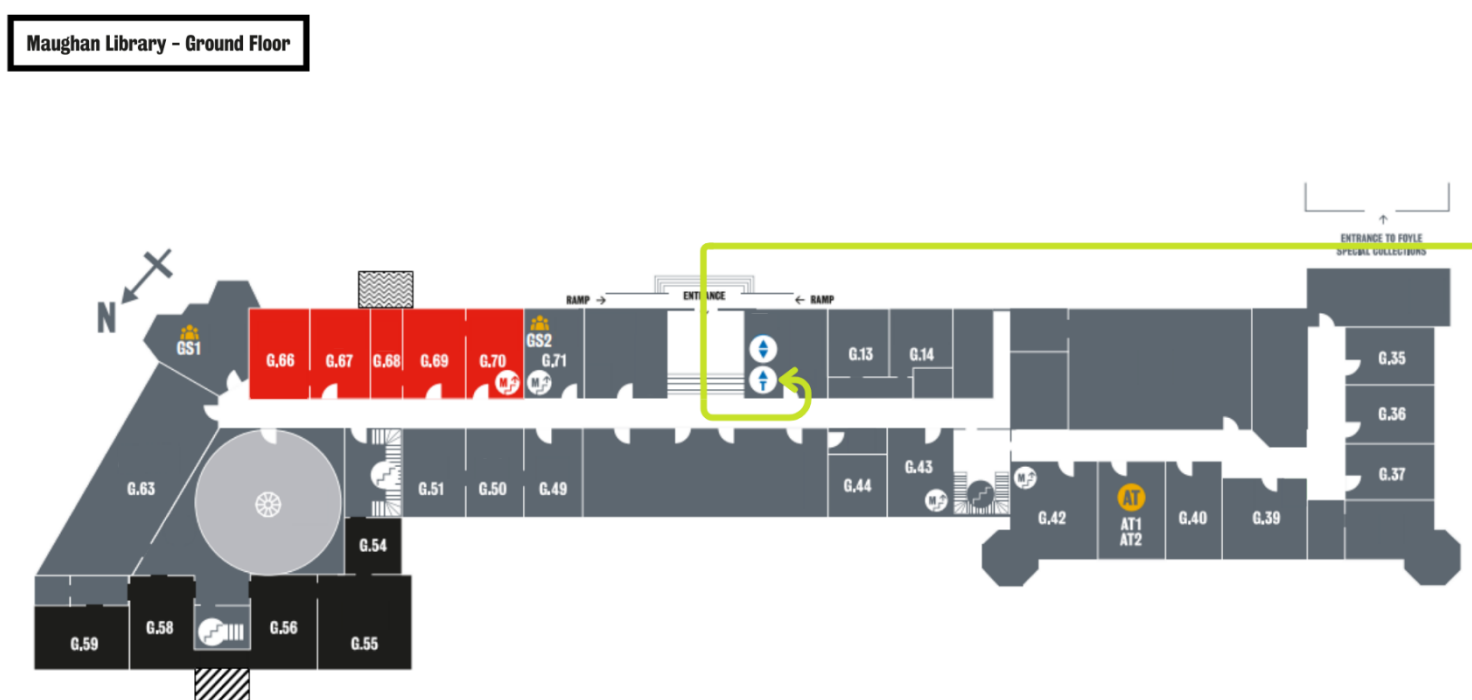
[AccessAble guide to the Maughan Library.](#)

(Fun fact: Maughan is pronounced *mawn*, like lawn)

Note: There are three types of Postgraduate Study Space at the Maughan: a) the Postgraduate Tower Study Carrels, b) two study rooms on the First Floor, and c) the PhD room, reserved just for PhD students to work on their thesis.

Location on the library floor plan

a) Postgraduate Tower Study Carrels



How to walk from Chancery Lane to reach Lift 3 (LAL3), which takes you to the Postgraduate Tower Study Carrels.

Every single one of the five Tower Levels is reserved for Postgraduate students.

The fastest way to get to the Tower levels is to enter the library, turn left, and immediately turn left again to take Lift 3 to T1, T2, T3, or T4. T5 can be accessed via stairs from Level T4.

Using Lift 3 is the fastest way, but you can also reach the Tower levels through stairs alone.

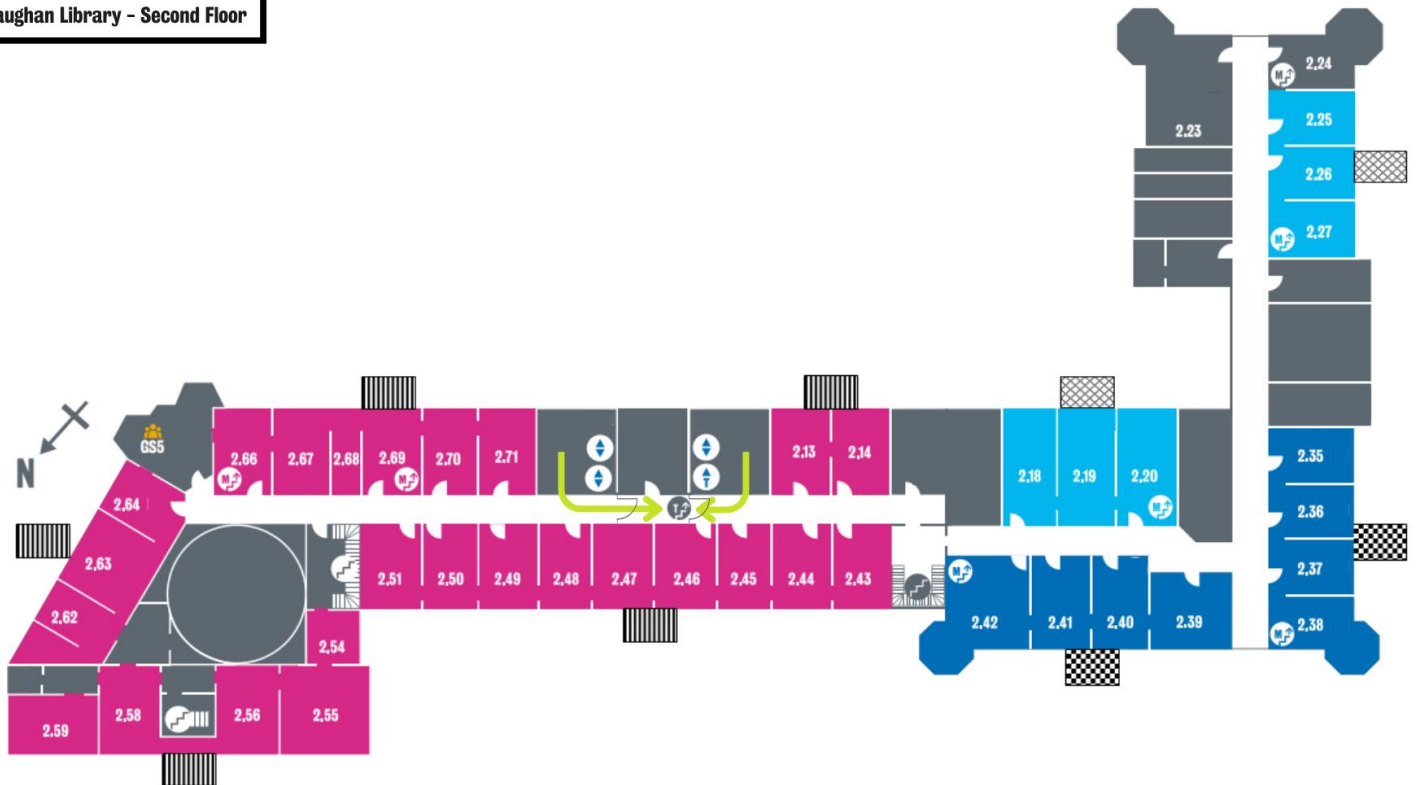
Should Lift 3 be out of order, you can take any of the other three lifts (or the stairs) to the Second Floor and reach the Tower levels via the stairs in the corridor behind the lift shafts.

Guide to King's Libraries & Collections Postgraduate Spaces

As you step out of the lift lobby turn immediately to the right or left and walk through the door that presents itself there. If you are walking down a corridor, you went the wrong way.

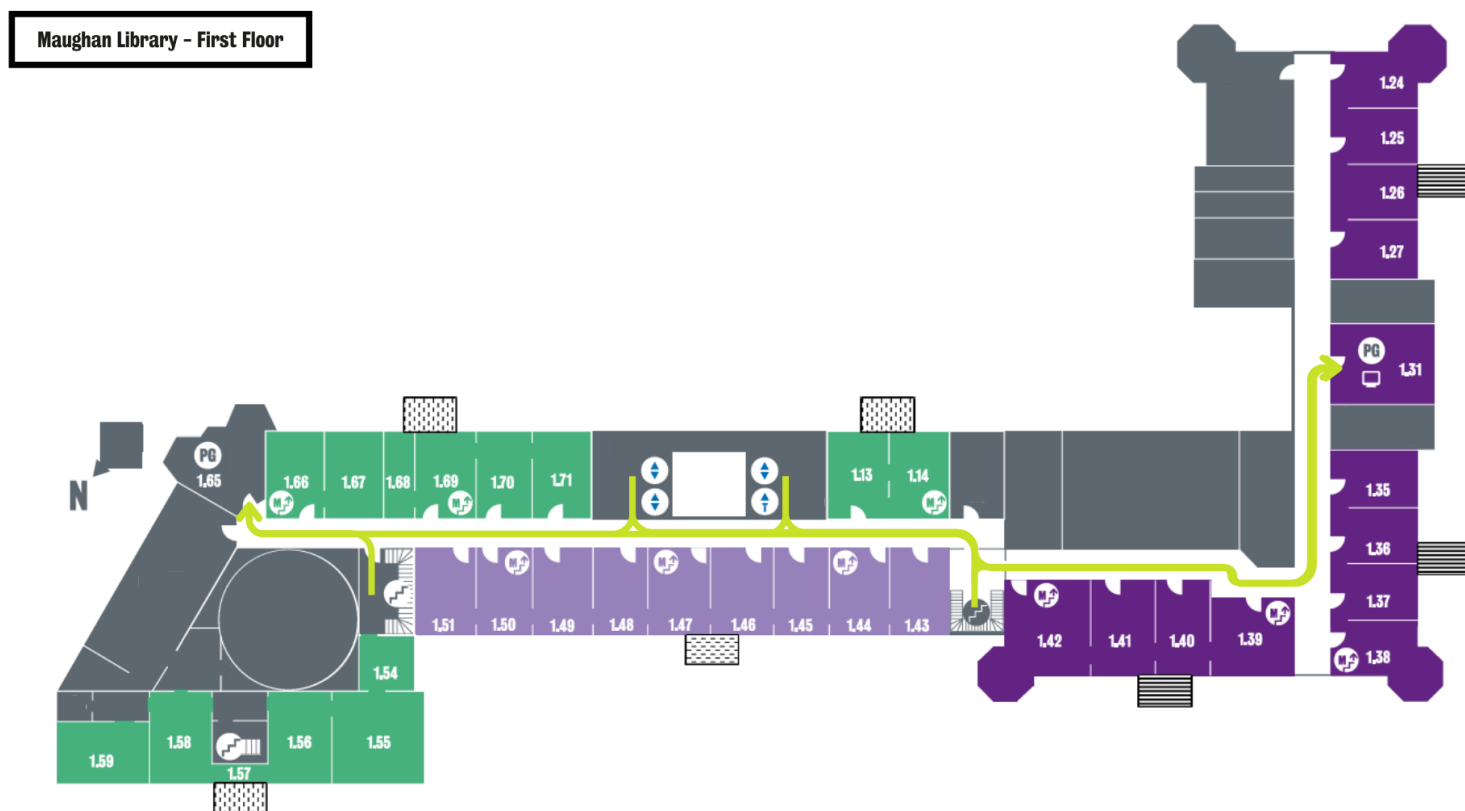
In that tight corridor through the doors, you will find a set of stairs. These stairs take you up to 2M, then T1, then T2, then T3, then T4, and finally T5.

Maughan Library - Second Floor



How to walk from the lift lobbies on the Second Floor to reach the stairs, which will take you to the Postgraduate Tower Study Carrels.

b) Postgraduate Study Rooms on the First Floor



How to walk from the lift lobbies and the stairs to the Postgraduate Study Rooms on the First Floor.

The First Floor Postgraduate Study Rooms (1.65 and 1.31) are located on either end of the building on the First Floor.

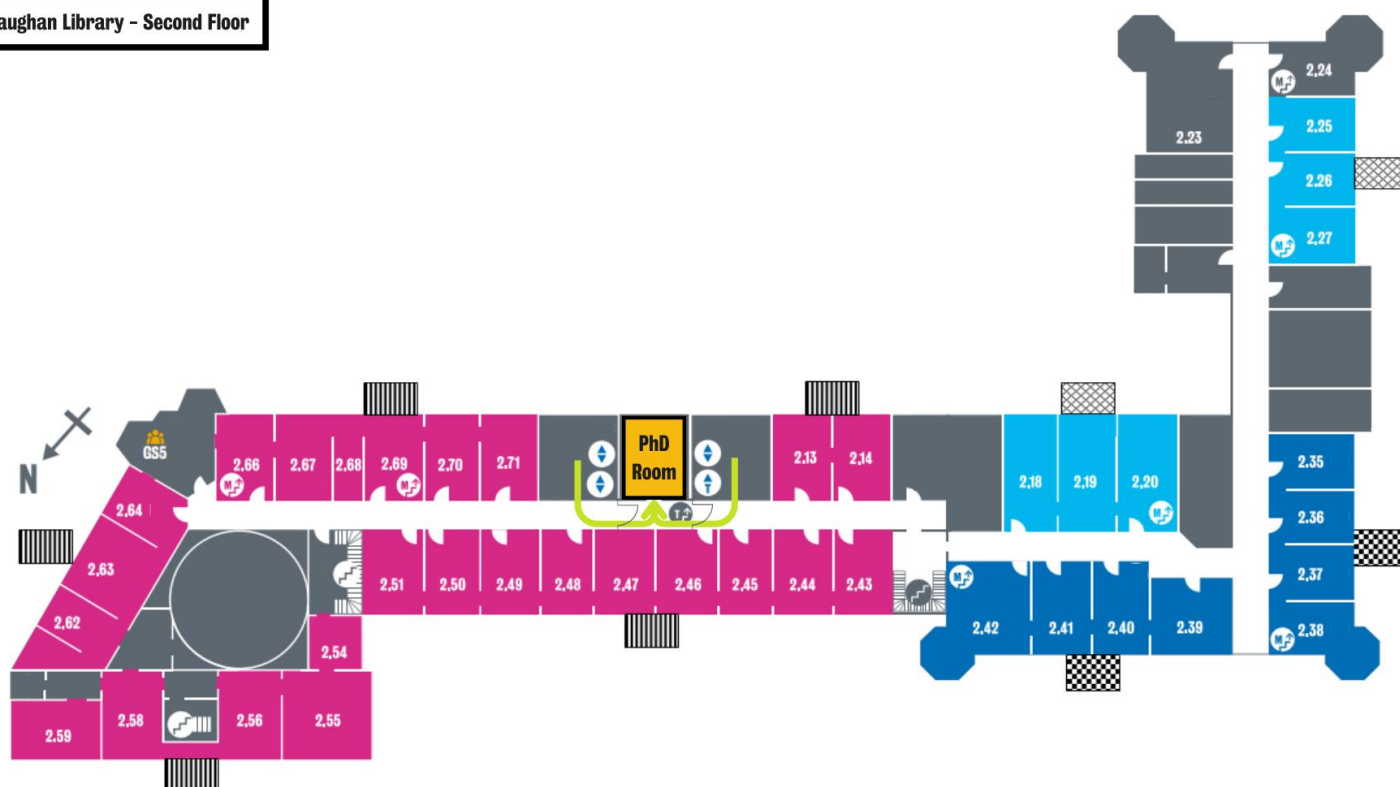
To reach the First Floor Postgraduate Study Rooms, take any of our four lifts (or the stairs) to the First Floor.

From the lifts turn right and walk all the way to the end of the corridor passing all the doors that present themselves to reach First Floor Postgraduate Study Room 1.65. It is the corner room to the right at the very end of the corridor.

From the lifts turn left and walk past the toilets, past the stairs, through doors until you reach a corner where you can only turn left to reach First Floor Postgraduate Study Room 1.31. Turn left at that corner and look at the wall signage as you pass the Law section of library books. First Floor Postgraduate Study Room 1.31 is clearly labelled and sits behind a wooden door, which you can open without a key card or key, simply walk in.

c) PhD Room on the Second Floor

Maughan Library - Second Floor



How to walk from the lift lobbies on the Second Floor to the PhD room reserved exclusively for PhD students.

The PhD room (room number 2.02) is reserved exclusively for PhD students at King's.

To reach the PhD room (2.02), take any of our four lifts (or the stairs) to the Second Floor.

As you step out of the lift lobby turn immediately to the right or left and walk through the door that presents itself there. If you are walking down a corridor, you went the wrong way.

The PhD room is in that tight corridor through the doors and can be accessed with your KCL ID card.

Other areas you might want to consider at the Maughan

These areas are not limited to Postgraduate students but because they are Silent Zones might be the perfect environment for intense study and research.



Silent Zones are all clearly labelled on our floor plans in grey and feature this symbol.

People must not talk at all in silent areas (including on their phone) and should keep other noise to a minimum.

You may consume lidded drinks only, no food is permitted in Silent Zones.

There are two Silent Zones in the Maughan Library:

- a) the Round Reading Room.
- b) **Computer Room -1.69** in the basement.



If you do better work in a buzzing atmosphere, we would also recommend you try the **King's Food Rolls Café** in the basement of the Maughan library.

It is open **Monday to Friday** from **10.00 - 16.30**.

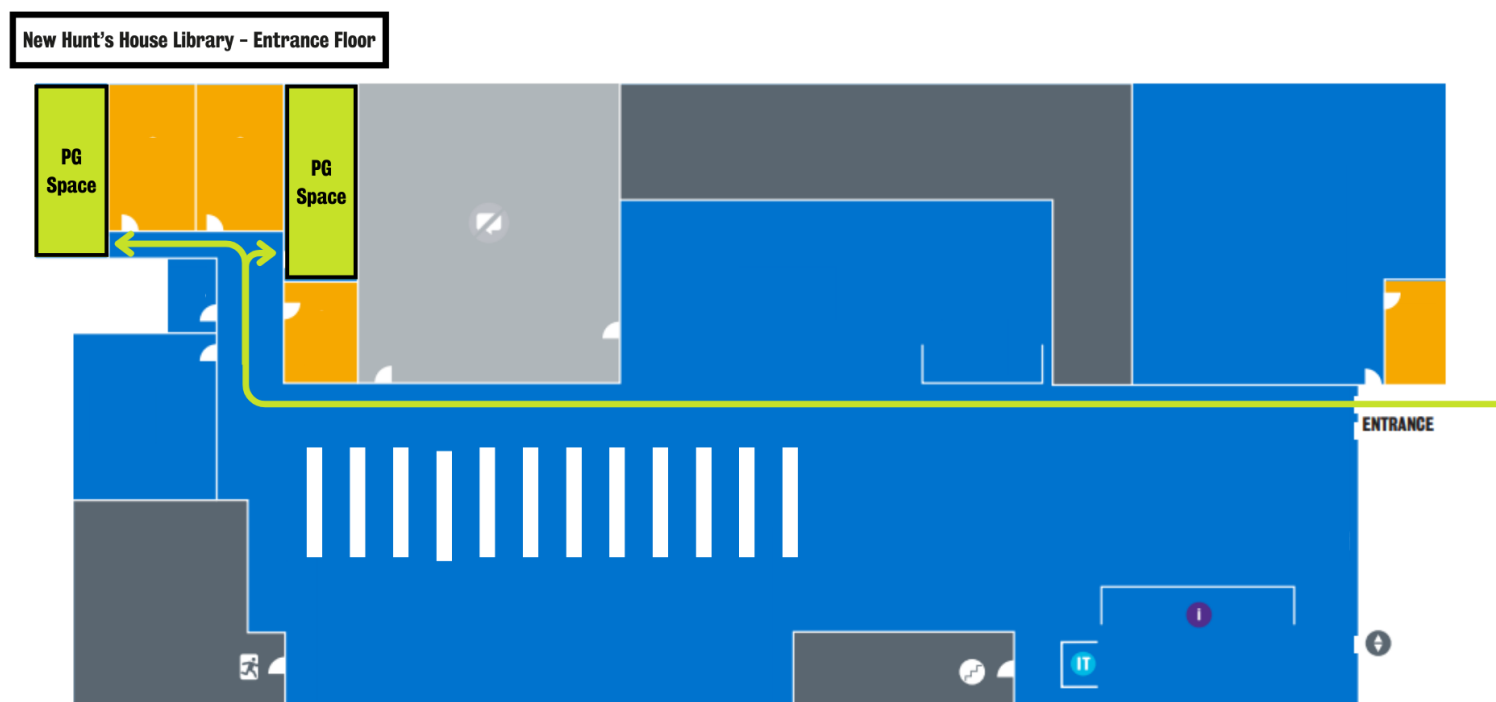
New Hunt's House Library – Guy's Campus

[Directions to New Hunt's House Library.](#)

[AccessAble guide to New Hunt's House Library.](#)

Location on the library floor plan

Note: New Hunt's House Library has two rooms reserved for Postgraduate students only.



How to walk from the entrance to the two Postgraduate spaces.

To reach the two Postgraduate rooms, walk into the library and keep on walking straight past all the stacks with books in them.

Turn right at the end of the room and then choose to walk either left or right as soon as you hit the next wall.

Both of those rooms are reserved for Postgraduate students only and can be accessed with your KCL ID card.

Other areas you might want to consider at New Hunt's House Library

These areas are not limited to Postgraduate students but because they are Silent Zones might be the perfect environment for intense study and research.



Silent Zones are all clearly labelled on our floor plans in grey and feature this symbol.

People must not talk at all in silent areas (including on their phone) and should keep other noise to a minimum.

You may consume lidded drinks only, no food is permitted in Silent Zones.

There are three silent zones in New Hunt's House Library:

- a) the room you can see in the floor plan above.
- b) the **Computer room in the middle of the Group Study rooms** on the Second Floor.
- c) **Room 2.12** on the Second Floor.

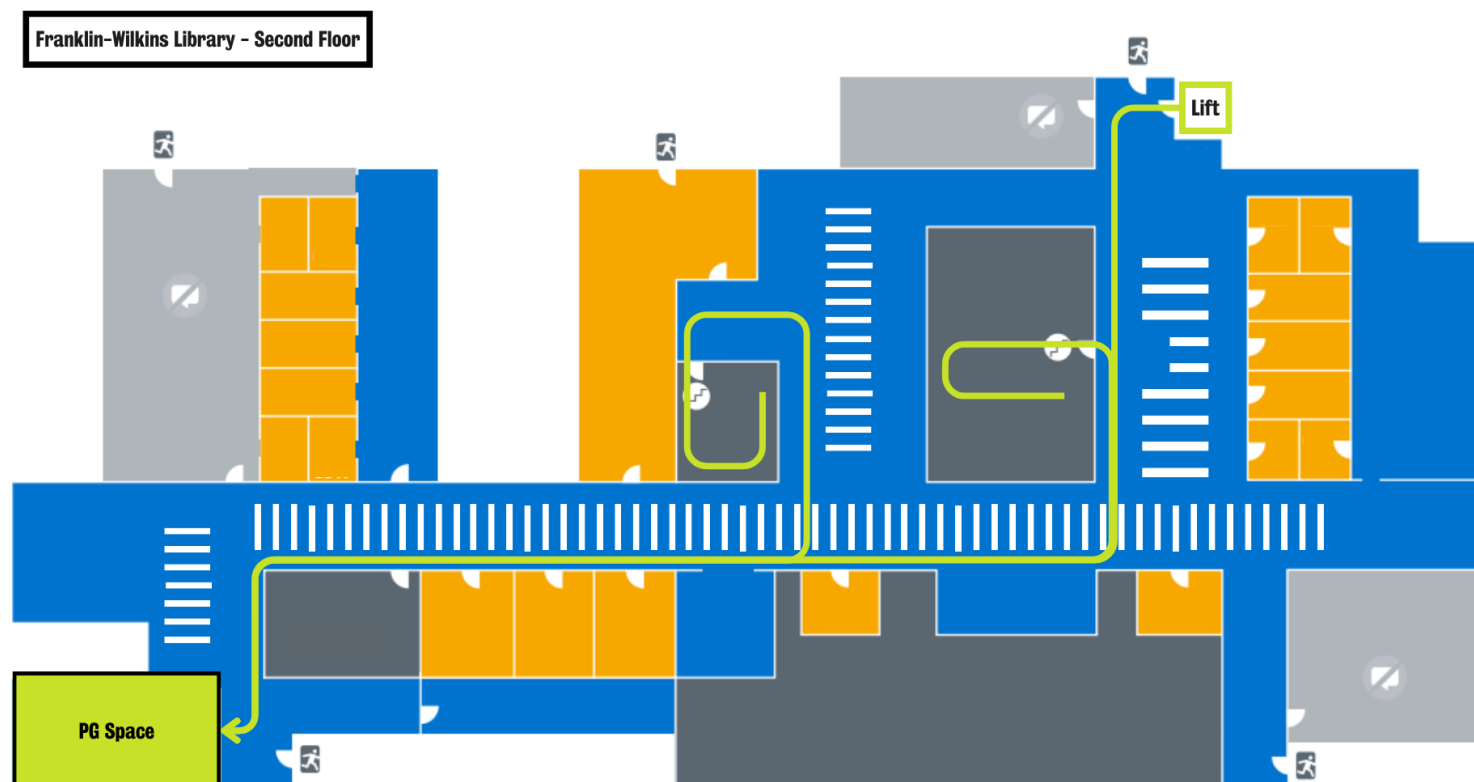
Franklin-Wilkins Library – Waterloo Campus

[Directions to Franklin-Wilkins Library.](#)

[AccessAble guide to the Franklin-Wilkins Library.](#)

Location on the library floor plan

The Postgraduate space at Franklin-Wilkins Library is on the Second Floor reachable by lift or any one of the two staircases inside the library.



How to walk from the top of the two staircases on the First Floor to the Postgraduate Space.

Once you reached the Second Floor walk to the end of the long set of shelves. You will pass several doors and Group Study Spaces along the way.

Once you have reached the end of the shelves, turn left.

The Postgraduate space is the room with the glass walls at the end of the corridor in front of you.

Feel free to ask a member of the library staff to show you the way on your first time there.

Other areas you might want to consider at Franklin-Wilkins Library

These areas are not limited to Postgraduate students but because they are Silent Zones might be the perfect environment for intense study and research.



Silent Zones are all clearly labelled on our floor plans in grey and feature this symbol.

People must not talk at all in silent areas (including on their phone) and should keep other noise to a minimum.

You may consume lidded drinks only, no food is permitted in Silent Zones.

There are four silent zones at Franklin-Wilkins Library:

- a) three rooms on the Second Floor which you can see on the floor plan above.
- b) the **Computer Room to the left behind the big stairs** on the First Floor.

Weston Education Centre Library – Denmark Hill Campus

[Directions to the Weston Education Centre Library.](#)

[AccessAble guide to the Weston Education Centre Library.](#)

Location on the library floor plan

The Postgraduate space at the Weston Education Centre Library is on the First Floor of the library and can be reached by taking the stairs from the Ground Floor of the library.

[If you are registered with disability services at King's](#) you can also reach it by taking the lift outside the library and entering through the accessible entrance (your card will only work on that door if you are registered with disability services).



How to walk from the top of the staircase or the accessible entrance on the First Floor to the Postgraduate Space.

You can reach the Postgraduate space by walking from the top of the stairs straight past the shelves and turning left at the Group Study Rooms.

You can also reach it by turning left immediately after you enter the First Floor of the library through the accessible entrance.

This room is reserved for Postgraduate students only and can be accessed with your KCL ID card.

Other areas you might want to consider on the Denmark Hill Campus

These areas are not limited to Postgraduate students but because they are Silent Zones might be the perfect environment for intense study and research.



Silent Zones are all clearly labelled on our floor plans in grey and feature this symbol.

People must not talk at all in silent areas (including on their phone) and should keep other noise to a minimum.

You may consume lidded drinks only, no food is permitted in Silent Zones.

There are two silent zones at the Weston Education Centre Library:

- a) **Computer Room 1.51** on the First Floor.
- b) **Computer Room 1.52** on the First Floor.

The **Institute of Psychiatry, Psychology & Neuroscience Library** is just a short walk away from the Weston Education Centre Library.

[Directions to the IoPPN Library.](#)

[AccessAble guide to the IoPPN Library.](#)

It is one of our smaller sites and although it is not reserved for Postgraduate use only sees mainly Postgraduates working there due to its location.

We recommend you explore it next time you are in or near the King's Denmark Hill Campus.

Further suggestion: St Thomas' House Library and Café

[Directions to St Thomas' House Library and Café.](#)

[AccessAble guide to St Thomas' House Library and Café.](#)

Note: St Thomas' House Library and Café is not a space that is exclusively for Postgraduate Students.

St Thomas' House Library and Café is our most newly refurbished space that boasts a largely open concept moving away from a more traditional library experience.

Do not worry however, it also features quiet study spaces in a separated room.

So if you do your best work in a café-style environment, St Thomas' House Library and Café might be the space for you.

