

Getting started Self-Guided Tour

The Maughan* Library

**pronounced Mawn like
Lawn*



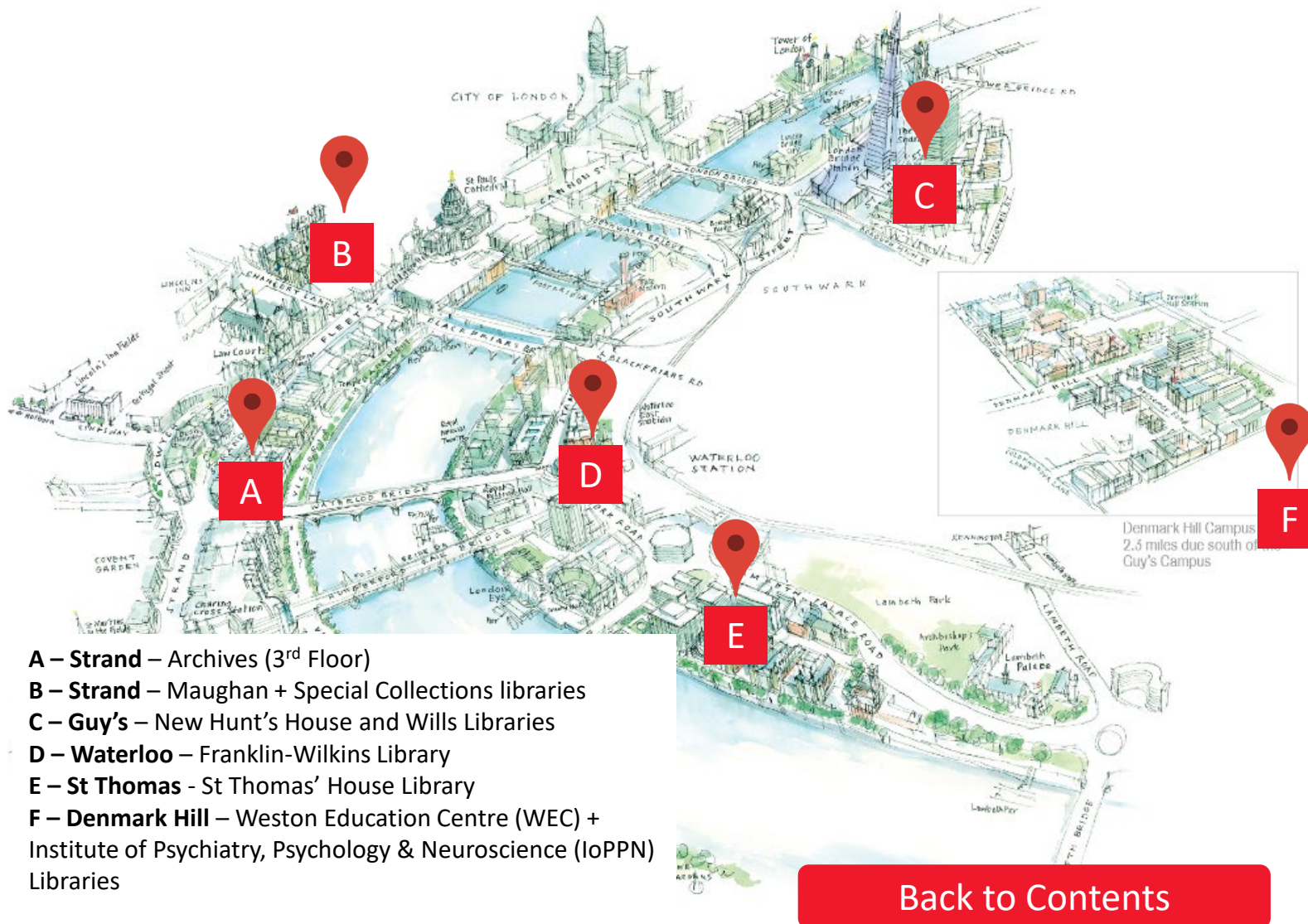
Contents

- Introduction to Libraries & Collections
- Health and safety
- Brief history of the building
- Basics
- What's in the Maughan Library
- Layout of the Maughan Library

- Getting Started - Tour map
- Study spaces and zones
- Explore... Café, Wellbeing space and more...
- Special Collections & Archives
- Workshops, drop-ins and appointments
- How to find a book in the Maughan Library
- Subject-specific information

Scroll through the guide below or click on a title above to jump to a section

Introduction to Libraries and Collections at King's



- There are six libraries, on four main campuses, plus Archives and Special Collections at the Strand Campus and the 24/7 Wills library at Guy's.

- There are libraries at each campus that have collections linked to particular subjects but are not restricted to any one group of students, for example a medical student can study at the Maughan Library at the Strand Campus or a Classics student at the Weston Education Centre at the Denmark Hill Campus, you can access them all with your King's ID card.

- You can see the collections at each site on the [Map of subject collections](#)

- The Strand Campus Library is the Maughan Library (pronounced Mawn like Lawn)

Within King's Libraries & Collections you have access to over a million ebooks, thousands of ejournals, hundreds of databases as well as archival materials, maps, music scores and multimedia resources.

If you can't find the resource at King's it may be possible to get what you need by using our [interlending and document delivery service](#) and get the resource from another library.

As a King's student you also get access to other libraries including membership to Senate House library and across London in the University of London scheme, you can find out more in the external libraries tab on your subject [Library Guide](#).

Health and Safety

- If the alarm sounds, follow the instructions given on the tannoy. If you are told to get yourself to the nearest fire exit, these are displayed with green signs.
- First Aid can be provided by Security Staff at the entrance.
- Keep your valuables safe, do not leave them unattended.
- For locations of toilets and water fountains see the section in this guide about the layout of the Maughan Library.



Brief history of the building

- Roots of building lie in house built on this site in 1232 by Henry III as a refuge for Jews who had converted to Christianity.
- It became the Public Record Office, built between 1856-1898, and was nick-named 'the strongbox of the empire' and is now grade 2 listed building.
- It is the first purpose-built fire-proof building after the Palace of Westminster had burned down in 1836.
- The library was named in honour of Sir Deryck Maughan, an alumnus of the university.
- See our **[Historical tours of the Maughan Library](#)** to find out more.

[Back to Contents](#)

Basics

Where is my library card?

Your King's ID card, is your library card, you simply need to tap your card into the gates to access the library.

Is there wi-fi access?

There is wi-fi access throughout library – with the Eduroam network – you need your King's username (sometimes called “k-number”) with @kcl.ac.uk at the end and your password.

I need access to...

For access to computers, printing and logging into e-resources you just need to know your King's username and password.

How do I print?


You can print your documents by using the Follow-me printing option which then can be released from any printer in any of the libraries or computer rooms.

[Back to Contents](#)

What's in the Maughan Library?

The collections at the Maughan Library support the teaching and research interests of Humanities, Law and Science including:

- Business studies
- Classics
- Computer science
- Cultural & creative industries
- Digital culture & technology
- English
- European studies
- Film studies
- French
- Geography
- German
- History
- Law
- Mathematics
- Middle East & Mediterranean studies
- Music
- Philosophy
- Politics
- Physics
- Spanish, Portuguese & Latin-American studies
- Theology & religious studies
- War studies.













[Back to Contents](#)

Layout of the Maughan Library

- The Maughan Library is comprised of four main floors (-1, G, 1, 2) and three mezzanine floors (GM, 1M, 2M), plus a Clock Tower section (T1-T4, Postgraduate study spaces).
- Mezzanines are intermediary floors that can be accessed using the lifts or mezzanine staircases in the rooms below them, e.g. GM.66 can be accessed from G.66. Lookout for the mezzanine stair icon on the floor plans.
- Our collections are organised in the floor plans by colour (and associated patterns for the visually impaired). These correspond to the collection name of a specific subject/area of study.
- Our floor plans include icons to represent our different facilities. Explanation of each icon can be found in the key at the bottom of the floor plans.



Collections	Floors
 [Science journals]	2 + 2M
 [Science books]	2 + 2M
 [Humanities books] Folio & Outsize	2M
 [Humanities books] E-Z	2 + 2M
 [Humanities books] A-D	1 + 1M
 [Law journals]	1 + 1M
 [Law books]	1 + 1M
 [Humanities journals]	GM
 Music, Film & Multimedia	G + GM
 [Books Store]	-1

 Library Catalogue

 Print Copy Scan

 Self-Service

Layout of the Maughan Library

- The main lifts are in the two lobbies on each side of the entrance (see the floor plan).
- The lifts in the Maughan can be a bit complicated to use as not all lifts go to all floors. Check out the diagram in this slide to see where each one can take you.

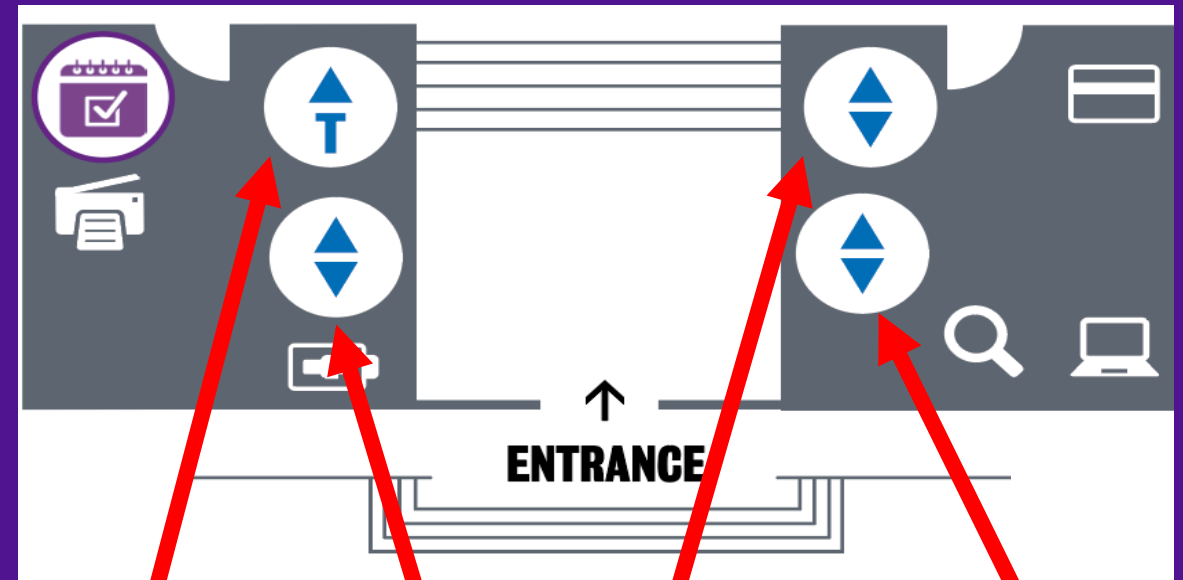
-1, G, 1, 2 = Main floor numbers

GM, 1M, 2M = Mezzanine floor numbers

(note the Ground Floor Mezzanine floor is only accessible via the mezzanine stairs)

T1-T4 = Clock tower (Postgraduate study rooms)

- For more information on accessibility check the [library disability support webpage](#).



Lift 1

Lift 2

Lift 3

Lift 4

T1-T4

2 + 2M

1 + 1M

G

-1

2 + 2M

1 + 1M

G

2

1 + 1M

G

-1

2 + 2M

1 + 1M

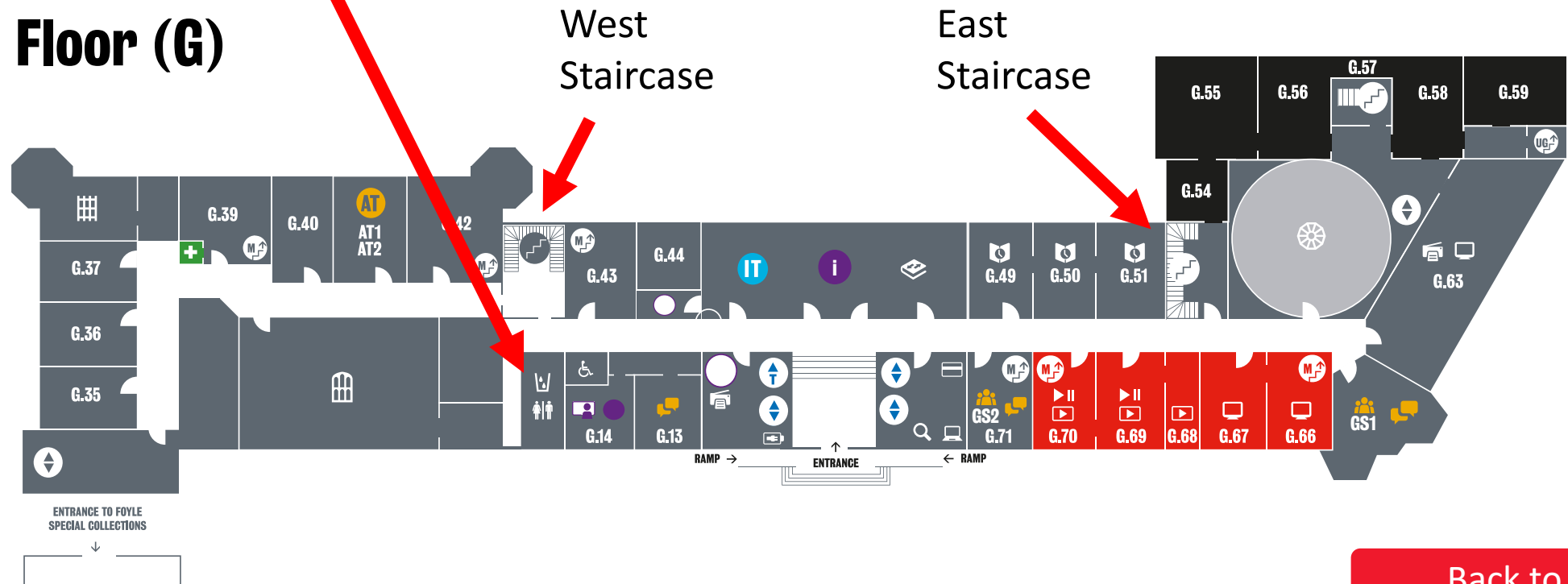
G

Layout of the Maughan Library

Do I need to walk far?

- Most of the toilets can be found on each floor near the West stairwell (on the left of the building as you enter). Some of these may also have water fountains, look out for the water fountain icon.
- The main stairwells are at the ends of the main corridor (East and West) as you enter the building. You can access all the main floors via these stairs.

Ground Floor (G)



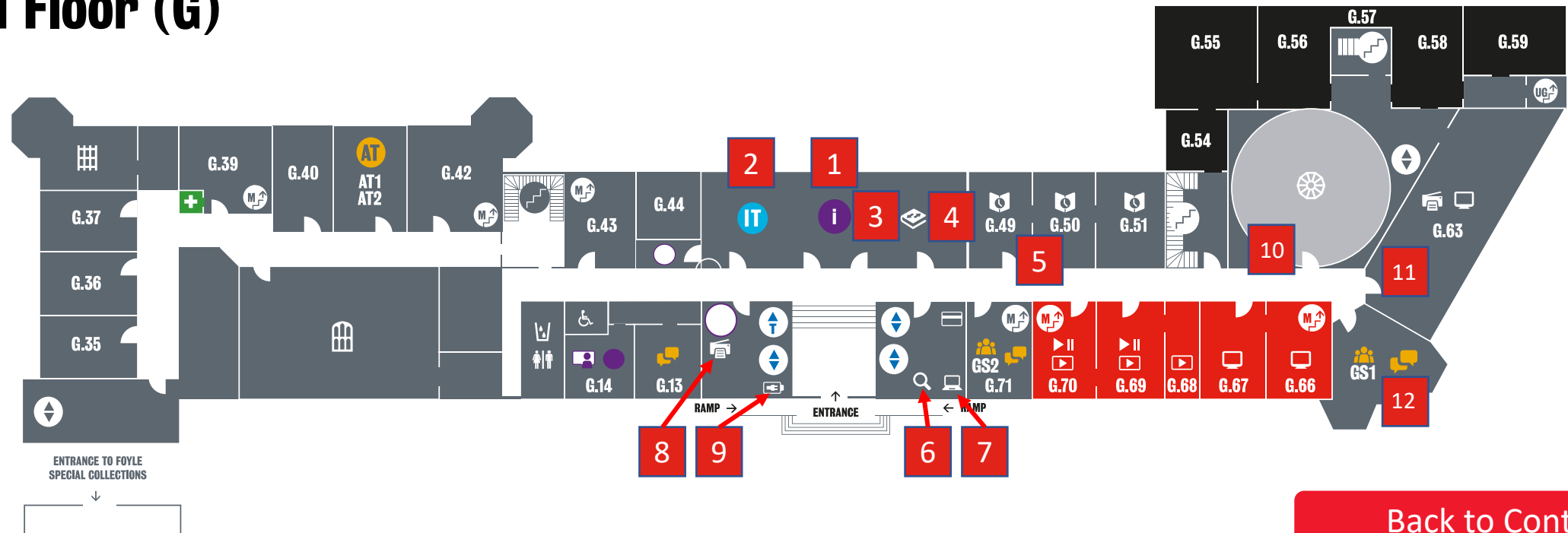
[Back to Contents](#)

Getting Started Tour Map

Click on a number to see
the information about the
service or facility

1. Information Point
2. IT Tech Bar & LibAnswers + LibChat PC
3. Self-Service Kiosk
4. Book returns machine
5. Short-Loan books & reservations collections area
6. Library Search computer
7. Laptop loan cabinet
8. Print Copy Scan
9. Chargebox
10. Round Reading Room
11. Student computer room
12. Group study room

Ground Floor (G)



[Back to Contents](#)

Library Information Point



- Libraries are **staffed** seven days a week – 09.00-19.00 weekdays and 10.00-18.00 weekends. Additionally, library buildings are usually open longer hours, either until 01.00 or 24/7 for some libraries.
- The Maughan Library will be open 24/7 in the second semester.
- [Link to Opening Hours](#)
- You can find library staff at the Information Points as well as around in the libraries wearing purple lanyards or t-shirts.
- Please come and ask us if you need to ask any questions, such as 'How do I search for this book?' or 'Where can I find a silent place to work?'. We are always happy to help you.
- If you can't find a staff member on the floors, there are also LibChat PCs in the lift lobbies so if you need to ask a Librarian a question whilst around the library you can use these to save you having to come down to the Information Point.



Back to Tour Map


IT Tech Bar

- IT have Tech Bars open 10.00 – 16.00, Monday to Friday, in the Maughan library, New Hunt's House library and the Franklin-Wilkins building (second floor).
- They can deal with general IT queries including printing, account support and accessing IT services
- You also can contact the **King's Service Desk** which is available 24/7, 365 days per year

[Back to Tour Map](#)

LibAnswers + LibChat PCs

- If you can't find a staff member on the floors, there are also LibAnswers + LibChat PCs near the IT Tech bar and in the lift lobbies on the first and second floors.
- If you have a library question or can't find a staff member, use these one of these PCs instead of visiting the Information Point on the ground floor.





Self-service kiosks

These can be used to borrow items, also to renew items and pay fines. Find them on the Ground Floor and in the First and Second floor lift lobbies.

To use:


- Choose a function from the touch screen and scan your King's ID barcode face up and wait for the beep.
- To borrow place all your items in the shelf area under the screen and wait for the green tick to appear on screen next to all your items.
- Press finish and collect your items.

Auto-renewals

- One-week and four-week loan items which have been issued and are approaching their due date, will be automatically renewed (except for 24-hr loans, 72-hr laptop loans and inter-library loans).
- Find out more about auto-renewals including exceptions on our [LibAnswers webpage](#)

Book returns machine

- To return items at the Maughan Library please use the book returns machine around the back of the self-service kiosks.
- Place one book in at a time and wait for a green light to place your next item on the conveyer belt.



[Back to Tour Map](#)

RETURNS



Short loan collection + Reservations



On the ground floor in rooms G.49 to G.51

- This is where you will find the 24-hour loans, which are items that are in high demand. You can issue and return them at the self-service kiosk located in room G.49.
- Please note that these 24-hour loans are not renewable, and you will be charged a higher rate if not returned on time.
- Also in this area: reservation shelves, where reserved books are kept for pickup and can be borrowed using the self-service kiosk nearby. They are on the shelf ordered by the first three letters of your surname and last digits of your library card number.

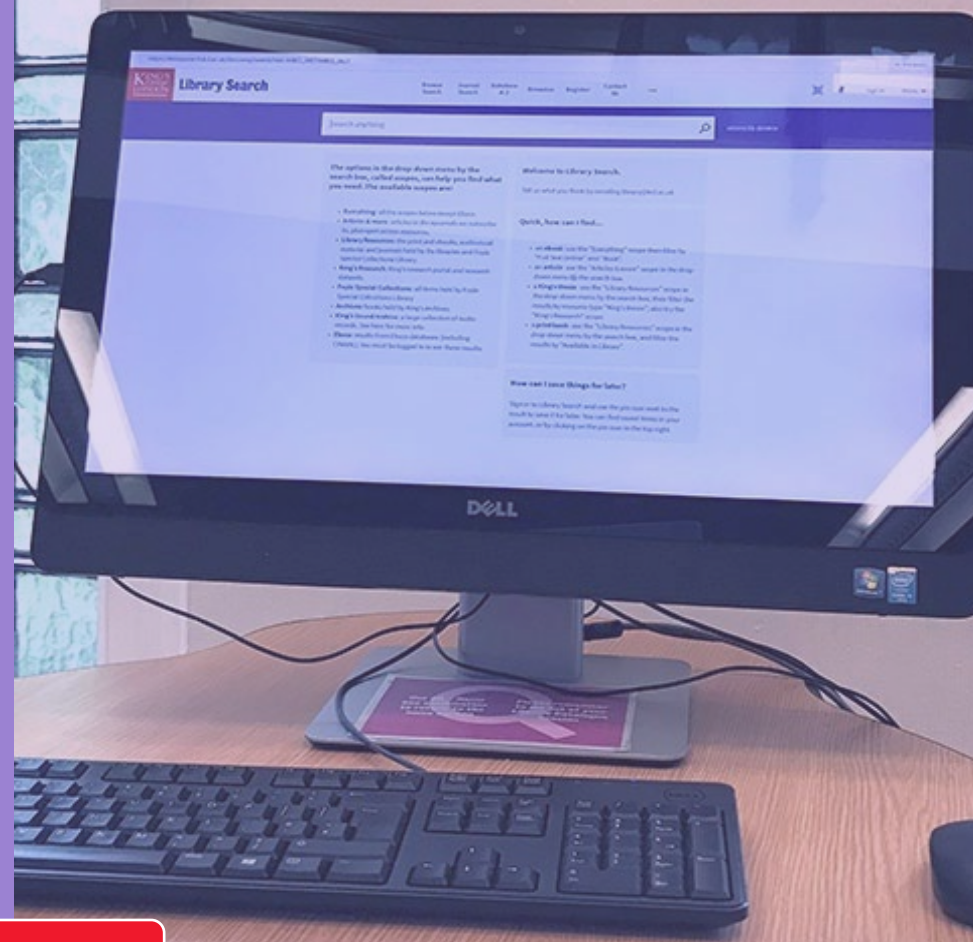


[Back to Tour Map](#)

Library Search computers

- The Reading Lists system has complete module reading lists with direct online access to most of your core and recommended reading.
- The system will let you look up online lists of books, journals and websites your lecturers expect you to read for your lectures and seminars.
- If you are looking for resources not on a Reading List you can use the **Library Search** tool to search for physical books as well as ebooks, ejournals and other online resources.
- Dedicated Library Search computers are in the lift lobbies on floors G,1 and 2. These allow you to locate any book in the library, and access digital versions of the library floor plans.
- See the '**How do I find a book in the Maughan Library**' section in this guide for more information.

 **Library Catalogue**



[Back to Tour Map](#)



Laptop Loans

King's offers a free 72-hour laptop loans to King's students via laptop loan cabinets.

To borrow one follow the on-screen instructions.

You must remember the following three things when borrowing a laptop:

1. You need to scan your King's ID card a second time in the flashing column.
2. Log into the laptop **on campus** before you use it off campus.
3. When you return a laptop, you must remember to plug it back into the console. If you don't do this, the laptop will remain on your account, and you could be fined.

[Back to Tour Map](#)





Print Copy Scan

This is an example of a printer they **print, copy or scan** to email.

- Send your printing to **Follow-Me Printing** which then can be released from any printer across all the campuses.
- To release your printing go to a printer you can:

(1) Link your card to the printing service:


Scan your card on the card reader then type your King's username and password on the keypad, this verifies your card and allows you to use the printers in the future by just by using the card reader.

(2) If you have forgotten your card – just type in your King's username and password directly on the keypad.

- Please be very careful when typing in usernames and passwords as the keypads are very sensitive.
- All printers can print in black & white and colour, by default they are set to black & white and double-sided printing. You will need to change the printing preferences when sending to print if you would like different settings.

[Back to Tour Map](#)

[IT Quick Guide to using the printers](#)




ChargeBox

- There are chargeboxes available on the ground and second floors, which charge your phone or tablet for 30 minutes for free.
- Please remember to put your mobile device on silent when you plug it in so as not to disturb those around the area.
- Chargeboxes are available at our Strand, Waterloo, Guy's and Denmark Hill campuses.

- [Chargebox locations](#)



[Back to Tour Map](#)



Round Reading Room

- The Round Reading Room on the Ground Floor and houses the Humanities Reference collection, it is also a Silent Zone.
- This room is mentioned in the book The Da Vinci Code.
- The room design is based on the British Museum reading room (which was used in Harry Potter filming).
- If you are interested in knowing more about the building, its history and cultural relevance have a look at the Maughan Library historical tours.

Tip: with limited spaces, arrive early to get a seat.



Student computer room

- This is an example of a student computer room – this room is used for quiet study and at times there are courses running in this room (see the timetable outside the rooms for details).
- The main computer rooms are
-1.66, -1.69, -1.63, G.63, 1.23, 1.63, 2.23
- To log into the PCs you will use your King's username and password.
- You can use the [PC-free](#) system to locate available PCs in student computer rooms across all the buildings including in the libraries.

Bookable group study rooms/desks

There are five group study rooms (GS1 –GS5) in this library for between 3-12 people, some with screens. These are all Discuss Zones.

GS1 = room G.63

GS2 = room G.71

GS3 = room GM.71

GS4 = room 1M.65

GS5 = room 2.65

[How to book a group study room](#)

Back to Tour Map

Study Spaces

- Study spaces at the Maughan are all around the library – within the book collections on the main floors and the mezzanine floors.
- Some spaces are just desks with power sockets, others have computers. Look for the PC icon on the floor plans to find these around the library.



- Postgraduate students also have access to the Postgraduate Study Zones in the Clock Tower (use Lift 1 or the stairs in the middle of Floor 2 to get to them).



DISCUSS ZONE

Work Together | Phones Allowed | Cold Snacks Allowed
Lidded drinks welcome in all zones. No hot or smelly food in any zone.



QUIET ZONE

Brief Whispering | Phone Free | Cold Snacks Allowed
Lidded drinks welcome in all zones. No hot or smelly food in any zone.



SILENT ZONE

Noise Free | Phone Free | Food Free
Lidded drinks welcome in all zones. No hot or smelly food in any zone.



Find your zone

- The Library has different zones, all areas are designated as Quiet Zones except for the Discuss, or Silent Zones.
- Remember to choose a zone according to your needs and be respectful of other users. See the floor plans for different zones in the libraries.
- Please observe the policy noise on food and drink for each zone.
- If you need a place to eat, check out the Rolls Café on Floor -1.
- If you are in a quiet or silent zone and people are being too noisy...

We have a [Noise Line](#) you can text, and we will respond as soon as possible.

[Back to Contents](#)



Explore...

Rolls Café



Available downstairs on Floor -1

- Offers a selection of sandwiches, cakes and snacks, and freshly made barista coffee. Microwaves and vending machines are also available at the back of the room.
- This area can be used as a study space outside of the lunch period. Non restaurant food or drink can only be consumed out of operating hours:

Open **Monday- Friday** (during term-time)
10.00 – 16.30



[Other King's Food options](#) + [KCLSU options](#)

Wellbeing Room

If you're feeling low, why not recharge your own batteries in the Wellbeing Room, on the second floor in room 2.24.

- This room is for resting, quiet conversations, reading, crafting, colouring.
- Take time away from your device or have it on silent.

Explore...



Don't forget to check out our heritage rooms on the ground floor of the building.

Whether you're admiring the mosaic floor and the stained-glass windows in the Weston Room, or you are walking between the shelves in the original cell room, a dose of history is guaranteed. Oh, and look up when you exit the library look up – the ceiling is quite special.

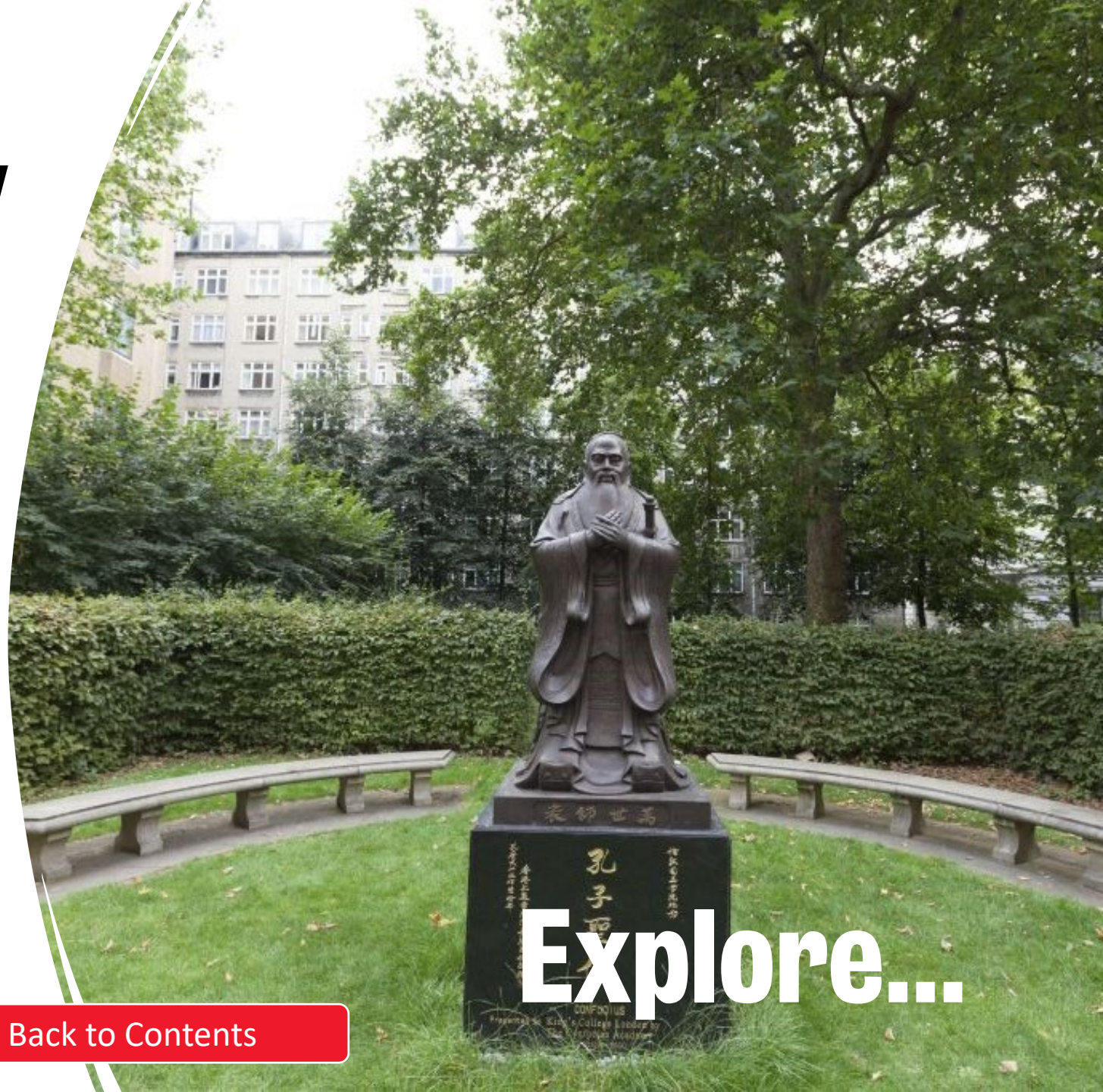
See our **Historical tours of the Maughan Library** for more information.

Explore...



Outside the library you will find....

- A garden area, a great place to relax (if the weather is good).
- Bike sheds, one near the garden area and the other bike shed can be found at the back of the library – entrance at the next gate on Chancery Lane. This bike shed is more secure and is accessible using your King's ID card.



Explore...

[Back to Contents](#)

Special Collections and Archives



As well as the main collections we also have a **Special Collections Library** (at the Maughan) and **Archives** (over in the Strand building) that hold a unique, internationally significant and continually expanding range of archival and printed sources.

They provide access to materials that could help you take your studies to a higher level.

[Back to Contents](#)

Workshops, Drop-ins and Appointments

Libraries & collections have different support provision to pick from depending on where you are at with your studies.

KLaSS (King's Learning and Skills Service) is co-ordinated by Libraries & Collections with input from other areas of the university and offers a range of free activities so you can succeed in your studies or research. Search for KLaSS on KEATS.

If you need more in-depth help, you can book a 1:1 appointment with a librarian using Microsoft Teams.

- Available Monday to Friday, these 30-minute sessions include help with accessing online resources, on how to use databases, or how to plan and create strategies for literature searching.
- We also run monthly workshops to help introduce you to finding and evaluating relevant literature for your subject; you can sign-up for these via the 'Library Workshops, Drop-ins and 1-1s' tab on the **Library Guide** for your faculty. Workshops are either online via Microsoft Teams or held in-person on campus.



[Back to Contents](#)

How do I find a book in the Maughan Library?

- You will need to look up the location and availability of books on the Library Catalogue either via your Reading List or using the Library Search tool.
- Library Search computers are available in the lift lobbies or use any mobile device with an internet connection and go to **librarysearch.kcl.ac.uk**
- Books are organised by the **collection name** and a **classmark**. Once you have looked these up, you can use a floor plan to help you find the area and room number your book is located in.

What is a Classmark?

- Books are organised on the shelves using Classmarks. We use the Library of Congress Classification Scheme which creates classmarks using a series of letters and numbers.

Example book – *The Weimar Republic* by Detlev Peukert has the classmark **DD237 PEU**

- The initial letters denote the general subject area (e.g. **DD** denotes the History of Germany).
- The next numbers denote a more specific subject area (e.g. **DD237** denotes General works on the History of Germany post-1918).
- The final combination of letters and sometimes numbers denote the author or editor. (e.g. **PEU** for the surname Peukert)

How do I find out where the book is using Library Search?

- Search using keyword(s) (title or author)

e.g. taruskin text and act

- Click on 'Available at...'

(If 'Not available', you can login and request the item to be reserved for you)

- Click on 'GET IT'

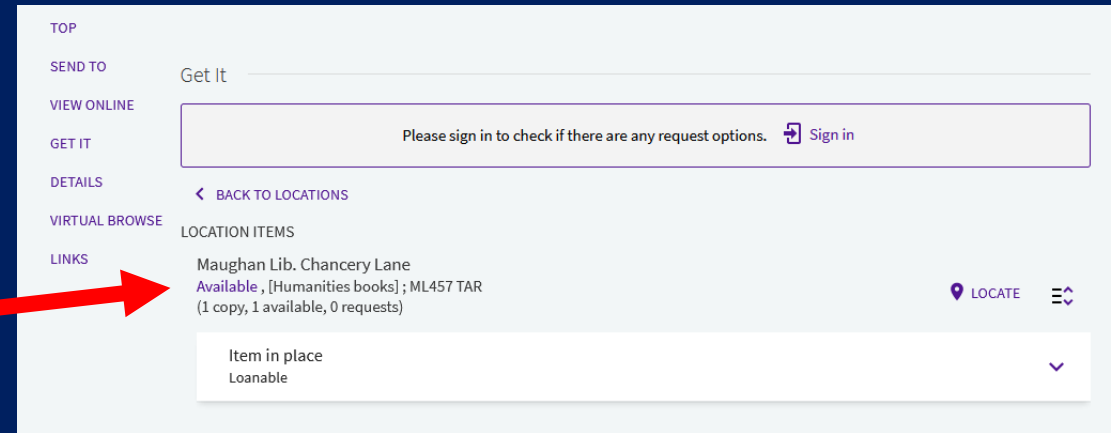
(or scroll down to the 'GET IT' section).

The screenshot displays the King's College London Library Search homepage. At the top, the navigation bar includes the college logo, 'Library Search', and links for 'Browse Search', 'Journal Search', 'Database A-Z', 'Browzine', 'Register', 'Contact Us', and a menu icon. A search bar contains the text 'taruskin text and act' with a search icon and a link to 'ADVANCED SEARCH'. Below the search bar, the results for 'Text and act: essays on music and performance' by Richard Taruskin (1995) are shown. The book is listed as 'Available at Maughan Lib. Chancery Lane [Humanities books] (ML457 TAR)' and 'Available Online'. A red arrow points from the text 'Click on 'Available at...'' to the 'Available at...' link. Another red arrow points from the text 'Click on 'GET IT'' to the 'GET IT' section of the results page. The 'GET IT' section includes a 'Send to' dropdown, a 'View Online' section, and a 'Full text availability' section with a 'view full text' button.

How do I find out where the book is using Library Search?

If it's available,

- Note the **Collection name** in brackets e.g. [Humanities books]
- and the **Classmark** e.g. ML457 TAR



You now need to use this table to identify what floor your book / classmark will be on based on the Collection Name. Note the A-D and E-Z after [Humanities books] refer to classmarks.

e.g. this book will be in the [Humanities books] E-Z area on floor 2 or floor 2M.

(2M = Second Floor Mezzanine)

Mezzanines are intermediary floors that can be accessed using some of the lifts or mezzanine staircases in the rooms below them, e.g. GM.66 can be accessed from G.66.

Collections	Floors
[Science journals]	2 + 2M
[Science books]	2 + 2M
[Humanities books] Folio & Outsize	2M
[Humanities books] E-Z	2 + 2M
[Humanities books] A-D	1 + 1M
[Law journals]	1 + 1M
[Law books]	1 + 1M
[Humanities journals]	GM
Music, Film & Multimedia	G + GM
[Books Store]	-1

How do I find out where the book is using Library Search?

- You now need to consult the browsing guides and library floor plans to locate your book. Click on **Locate** to open up the floor plan(s) for your book. (Browsing guides and floor plans are also on the walls in the corridors on each floor).
- First, use the browsing guide for the floor you have identified e.g. **2** and **2M** for this example book and find the classmark you noted down and its corresponding room number.

e.g. for classmark **ML457 TAR**

This will be between classmarks **ML422.B – NE 9999**

So this book will be in **Room number 2.45**

(If there are more than one floors for your Collection Name e.g. 2 and 2M, try the main floor first and if you can't find the classmark then look at the browsing guide for the mezzanine floor).

TOP

SEND TO

VIEW ONLINE

GET IT

DETAILS

VIRTUAL BROWSE

LINKS

Get It

Please sign in to check if there are any request options. [Sign in](#)

[BACK TO LOCATIONS](#)

LOCATION ITEMS

Maughan Lib. Chancery Lane
Available, [Humanities books]; ML457 TAR
(1 copy, 1 available, 0 requests)

Item in place
Loanable

[LOCATE](#)

Browsing guide

The Maughan Library

Second floor information

[Humanities books] E-Z

Classmark	Room number
E 1 – E 840.8	2M13 – 2M16
E 841 – GE 42.P	2.13
GE 42.S – HC 59.7	2.14
HC 59.7 – HC 241.2	2.13
HC 241.2 – HC 257.W	2.44
HC 258.B – HD 2785.W	2.43
HD 2791.K – HD 6052.W	2.44
HD 6053 – HD 7287.5	2.45
HD 7287.6 – HD 8943.S	2.46
HD 9000.D – HD 9753.U	2.47
HD 9744 – HF 1359.B	2.48
HF 1359.B – HF 1411.F	2.49
HF 1411.G – HF 3778.G	2.50
HF 3785.T – HN 398.E	2.51
HN 398.E – HT 163.L	2.50
HT 163.R – HX 56.W	2.49
HX 72.S – JK 468.J	2.48
JK 468.J – JQ 599.5	2.47
JS 67 – ML 410.V	2.46
ML 422.B – NE 9999	2.45
NK 1 – P 9999	2.44
PA 1 – PA 6392.H	2M43 – 2M51
PA 6393.A – PA 6568.C	2.56
PA 6568.C – PA 6716.M	2.55
PA 6716.P – PA 8502.E	2.54
PA 8502.E – PN 94.6	2.55
PN 94.M – PN 1993.4	2.56
PN 1993.5.A – PN 1993.5.S	2.58
PN 1993.5.S – PN 1995.C	2.57
PN 1995.9 – PN 1998.3	2.58

Classmark	Room number
PN 1998.3 – PQ 295.D	2.59
PQ 245.B – PQ 645.S	2.58
PQ 648.B – PQ 6606	2M54 – 2M59
PQ 6607 – PQ 6623A79	2.64
PQ 6623A8 – PQ 7297	2.63
PQ 7298 – PQ 8497.A	2.62
PQ 8497.B – PQ 9261.M69	2.63
PQ 9261.M7 – PQ 9697.S	2.62
PQ 9697.T – PR 99	2.63
PR 100 – PR 549	2.64
PR 550 – PR 929	2.66
PR 930 – PR 1149	2.67
PR 1150 – PR 1579	2.69
PR 1580 – PR 2009	2.70
PR 2010 – PR 3522.F	2.71
PR 3522.G – PR 4965	2.70
PR 4966 – PR 6018.O9.Z4	2.69
PR 6019.O9.Z5 – PR 6054	2.68
PR 6055 – PS 3545.L	2.67
PS 3545.M – PT 1099	2.66
PT 1100 – ZA 9999	2M62 – 2M72

[Humanities books] Folio & Outsize	
Classmark	Room number
FOL. A 1 – ZA 9999	2M17 – 2M20
OUTSIZE A 1 – ZA 9999	2M12 – 2M13
Atlases	2M12

[Science books]

Classmark	Room number
Q 1 – QA 76.G	2.35
QA 76.H – QA 76.9	2.36
QA 76.9 – QA 267.L	2.37
QA 267.M – QA 303.R	2.38
QA 303.S – QA 326.M	2.37
QA 326.N – QA 351.O	2.36
QA 351.R – QA 397.Z	2.35
QA 400 – QC 61.L	2M35 – 2M37
QC 70 – QC 278.W	2.40
QC 280 – QC 670.R	2.41
QC 670.S – QE 665	2.42
QE 681.A – QU 9999	2.41
R 1 – R 855.3	2.41
R 855.3 – RA 441.B	2.40
RA 441.C – TX 9999	2M39 – 2M42
Science reference	2.39

[Science journals]

A – J	2.20 to 2.18 to 2.20
J	2M19 to 2M18 to 2M20
J – P	2.25 to 2.27 to 2.25
P	2M25 to 2M27 to 2M25

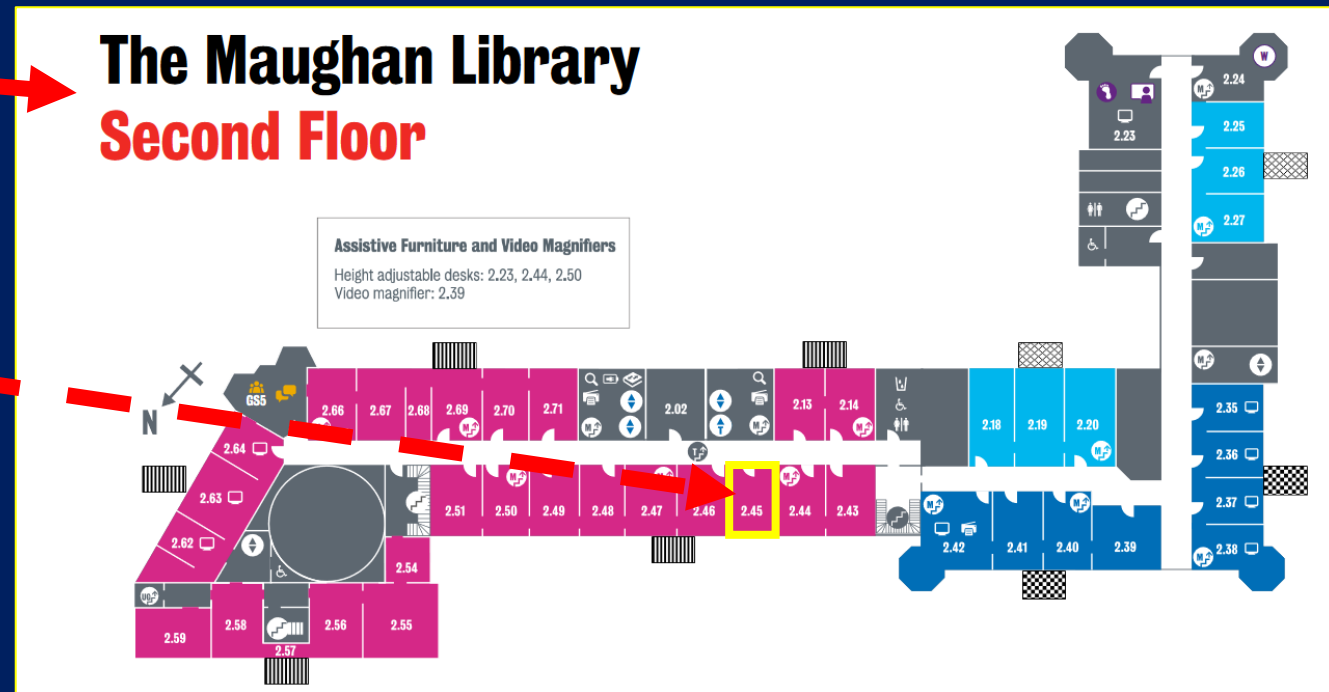
The mezzanine floors

e.g. **2M** = second floor mezzanine

There are mezzanine floors on the Ground, First and Second floors and can be accessed via the mezzanine stairs or lifts 2 and 4.

How do I find out where the book is using Library Search?

- Now scroll down the PDF to view the corresponding floor plan with the room numbers.
- Find the room number your book is located **e.g. 2.45**
- Use the collection colours (or associated pattern) on the floor plans to help guide to the room. Ask a member of staff, wearing a purple lanyard or t-shirt if you need further help.
- To borrow the book, use one of the Self-Service Kiosks. These can be found on the Ground, First and Second Floor lift lobbies.



Subject-specific information

- Browsing guide for all subjects
- Classics
- Comparative Literature
- Culture, Media and Creative Industries
- Digital Humanities
- English
- Film Studies
- French
- German
- History
- Law
- Music
- Music Scores, Films & Multimedia
- Philosophy
- Political Economy
- Science
- Spanish, Portuguese & Latin American Studies
- Theology & Religious Studies

This browsing guide shows the classmarks and room numbers for all the subject classmarks at the Maughan Library.

Back to subject-specific info

Browsing guide

The Maughan Library



Remember to check the collection name [*in brackets*] on the catalogue – items with the same Classmark can be in different parts of the library depending on the collection they are in, e.g. [Law books] on Floor 1, [Law Short-loan] on the Ground Floor or [Law – book Store] on Floor -1 etc.

[Humanities books] A-D

Subject	Classmark	Room(s)
General Works	A	1.58
Philosophy, Psychology, Ethics	B – BJ	1.57 – 1.59
Theology & Religious Studies	BL – BX	1.59 – 1.54, 1M.54 – 1M.59
Auxiliary sciences of History	C	1.66
History: General and Old World	D – DX	1.66 – 1.71, 1M.66 – 1M.72, 1.13 – 1.14, 1M.13 – 1M.14

[Humanities books] E-Z

History: Americas	E – F	2M.13 – 2M.16, 2.13
Geography, Anthropology	G	2.14
Social Sciences	H – HX	2.14 – 2.13, 2.43 – 2.51
Political Sciences	J – JV	2.48 – 2.46
Education	L	2.46
Music (books)	M	2.46 – 2.45
Fine Arts	N	2.45 – 2.44
Linguistics	P	2.44
Latin & Greek (Language / Literature)	PA	2M.43 – 2M.51, 2.56 – 2.54
Modern European Languages, other Languages	PB – PM	2.55
Literary Studies & Film Studies	PN – PZ	2.55 – 2.59, 2M.54 – 2M.59, 2.62 – 2.71, 2M.62 – 2M.65, 2M.72 – 2M.71
Military Science	U	2M.71 – 2M.67
Naval Science	V	2M.67
Bibliography: Historical and General and Subject	Z	2M.67 – 2M.66

[Humanities Books] Folio & Outsize

Classmark	Room(s)
FOL A 1 – ZA 9999	2M.14 – 2M.20
OUTSIZE A 1 – ZA 9999	2M.13
Atlases	2M.12

[Humanities journals]

A – J	G.54 – G.59
J – Sp	GM.54 – GM.59
Sp – Z	G.66 – G.67
Modern Greek	G.67

Music, Film & Multimedia

Scores	GM.66 – GM.70
Outsize scores	G.68
Unbound scores	G.70
Multimedia	G.68 – G.70
Multimedia players	GM.66 – GM.70

Short loan books are in rooms G.49 – G51

[Humanities Short-loan]
[Science Short-loan]
[Law Short-loan]



- Humanities, Law & Science books for 24 hr rolling loan.
- Reservations that are awaiting collection are kept in the Short Loan area, room G.50

[Humanities – Book Store]

A – DC	-1.12 – -1.14
DC – JV	-1.50 – -1.51
L – ZA	-1.55 – -1.59
Folio & Reference	-1.59
[Science – Book Store]	-1.12
[Law – Book Store]	-1.16

ABCDEFGHIJKLMNOPQRSTUVWXYZ

[Science books]

Subject	Classmark	Room(s)
Science (General)	Q	2.35
Mathematics	QA	2.35 – 2.38, 2M.35 – 2M.37
Computer Science	QA 76 – QA 9999	2.35 – 2.38, 2M.35 – 2M.37
Astronomy	QB	2M.37
Physics	QC	2M.35 – 2M.37, 2.40 – 2.42
Agriculture	S	2M.39
Technology (General)	T	2M.39 – 2M.42
Mechanical Engineering	TJ	2M.39 – 2M.40
Electrical Engineering	TK – TX	2M.40 – 2M.42
Science reference		2.39

[Science journals]

A – J	2.20 to 2.18 to 2.20
J	2M.19 to 2M.18 to 2M.20
J – P	2.25 to 2.27 to 2.25
P	2M.25 to 2M.27 to 2M.25

[Law books]

Criminology	HV	1.26 – 1.24
International relations, International Law	JX – JZ	1.25 – 1.27
Law	K – KP	1.27 – 1.38
Medical Ethics	KR – KZ	1M.35 – 1M.37
Quick reference A – K		1.42
Quick reference L – Z		1M.42
Law reference		1.42

[Law books] Folio & Pamphlets

FOL HV – KZA, Graveson offprints, PAMPH. BOX	1.31
--	------

[Law journals]

A – O	1.44 to 1.43 to 1.51 to 1.44
P – Z	1M.43 to 1M.51 to 1M.44

[Law journals] Folio

A – O	1.40 to 1.41 to 1.39
P – Z	1M.39 to 1M.41 to 1M.39

Classics

Key classmarks for this area of study are (floor numbers in brackets):

- **PA-** for Greek language and literature and Roman language and literature. (2 + 2M)
- **DE-** for the history of the Greco-Roman world. (1 + 1M)
- **DF-** for the history of ancient Greece. (1 + 1M)
- **DG** - for the history of ancient Italy. (1 + 1M)

External Libraries

- [Institute of Classical Studies Library / Joint Library of the Hellenic and Roman Societies](#)
- **Postgraduates** are entitled to free membership of the ICS Library which allows reference use. If you wish to borrow, you will need to join the [Hellenic Society](#) or the [Roman Society](#) for an annual subscription. The student rate is £25 per annum.

Undergraduates will need to join either the Hellenic or the Roman Society (student rate of £25 per annum) to obtain reference and borrowing rights. You will, however, be allowed visiting rights free of charge for two separate days before you will be asked to join.

- [Warburg Institute Library](#)

Please check for access restrictions before visiting.

[Back to subject-specific info](#)

Comparative literature

Key classmarks for this area of study are on the Floors 2 and 2M:

- PA5000-5660 - Byzantine and modern Greek literature
- PQ1-3999 - French literature
- PQ6001-6726 - Spanish literature
- PQ7081-8560 - Spanish American literature
- PQ9000-9326 - Portuguese literature
- PQ9500-9796 - Brazilian literature
- PQ9900-9948 - Portuguese African literature
- PR1-9680 - English literature
- PS1-3576 - American literature
- PT1-4897 – German literature
- PN45-57 - Theory

[Back to subject-specific info](#)

- PN80-99 - Criticism
- PN801-820 - Romance Literature
- PN821-840 - Germanic Literature
- PN851-884 - Comparative Literature
- PN1010-1525 - Poetry
- PN1600-3307 - Drama
- PN3311-3503 - Prose

External Libraries

- [Goethe Institut](#)
- [Institut Français](#)
- [Institute for the Study of the Americas Library](#)
- [Instituto Cervantes Library](#)

Please check for access restrictions before visiting.

Culture, Media and Creative Industries

Key classmarks for this area of study are on the Floors 2 and 2M:

- Arts (General) - Room 2.44
- NX420-430 - Exhibitions
- NX440-632 - History of the Arts
- NX700-750 - Patronage
- NX760-770 - Administration
- NX798-820 - Centres and Facilities
- Museums (General) - Room 1.58
- AM111-160 - Museology
- AM200-501 - Collectors and Collecting
- Visual Arts - Room 2.45
- N61-72 - Theory
- Museums and Galleries - Room 2.45
- N4390-5098 - Exhibitions
- N5198-5299 - Private Collections
- N5300-7418 - History
- N8350-8356 - Art as a Profession
- N8600-8675 - Economics of Art
- N8700-9165 - Public Art

[Back to subject-specific info](#)

Digital Humanities

Key classmarks for this area of study are on the Floors 2 and 2M:

- QA76.9.A8 - Applications of computers in the humanities
- QA76.9.A25 - Access control, computer security
- QA76.9.A73 - Architecture, computer
- QA76.9.A96 - Automatic theorem proving
- QA76.9.C65 - Computer simulation
- QA76.9.C66 - Computers and civilisation, social aspects
- QA76.9.D3 - Database management
- QA76.9.D35 - Data structures
- QA76.9.D5 - Distributed and parallel processing
- QA76.9.E94 - Evaluation of computer performance
- QA76.9.E96 - Expert systems
- QA76.9.H85 - Human computer interaction
- QA76.9.I58 - Interactive computer systems
- QA76.9.N38 - Natural language processing
- QA76.9.P75 - Psychological aspects
- QA76.9.S65 - Software engineering
- QA76.9.S88 - System design

[Back to subject-specific info](#)

English

Key classmarks for this area of study are on the Floors 2 and 2M:

- Books on English can be found between PR1 and PR9680, with a selection of specific classmarks below:
- PR1-56 English Literary History and Criticism
- PR111-116 Women Authors
- PR500-614 Poetry
- PR908 Diaries
- PR951-981 Folk literature

[Back to subject-specific info](#)

Film Studies

- The print book collection for Film Studies is on the second floor of the **Maughan Library** in rooms **2.56, 2.57, 2.58** and **2.59**.
- Key classmarks for this area are:
- **PN1993** - for film guides such as Halliwell's or Time Out Film Guide
- **PN1993.5** - National cinema movements and guides to film from particular countries
- **PN1994/1995** - film theory and criticism.
- **PN1995.9** - specific genres and themes such as documentary, film noir, horror and sexuality.
- **PN1997** - BFI guides on specific films
- **PN1998** - criticism and commentaries on the films and careers of key directors.

Multimedia materials and players are located in the Ground (G) and Ground Mezzanine (GM) floors.

Also see our [Film and video streaming services](#)

[Back to subject-specific info](#)

French

Key classmarks for this area of study are (floor numbers in brackets):

- DC1-947 - French history (1 + 1M)
- JN2301-3007 - French politics (2 + 2M)
- PC2001-3761 - French language (2 + 2M)
- PN1993 - French film (2 + 2M)
- PQ1-3999 - French literature (2 + 2M)

External Libraries

- [Institut Français](#)
- Please check for access restrictions before visiting.

[Back to subject-specific info](#)

German

Key classmarks for this area of study are (floor numbers in brackets)

- DD1-905 - German history (1 + 1M)
- JN3201-4980 - German politics (2 + 2M)
- PF3001-5999 - German language (2 + 2M)
- PN1993 - German film (2 + 2M)
- PT1-4897 - German literature (2 + 2M)

[Back to subject-specific info](#)

History

Key classmarks for this area of study are (floor numbers in brackets)

- BL-BX- for Religion and Religious History (1 + 1M)
- D- for European and World History (1 + 1M)
- E & F- for the History of the Americas (2 + 2M)
- HC-HD- for Economic History (2 + 2M)
- JC & JN - for Political Theory and Institutions (2 + 2M)

[Back to subject-specific info](#)

Law

- Most Law books and journals are located in the First (1) and First Mezzanine (1M) floors.
- To know more about where books for a specific subject are located, see the Browsing Guide table to the right.

[Law books]		
Criminology	HV	1.26 – 1.24
International relations, International Law	JX – JZ	1.25 – 1.27
Law	K – KP	1.27 – 1.38
Medical Ethics	KR – KZ	1M.35 – 1M.37
Quick reference A – K		1.42
Quick reference L – Z		1M.42
Law reference		1.42
[Law books] Folio & Pamphlets		
FOL. HV – KZA, Graveson offprints, PAMPH. BOX		1.31
[Law journals]		
A – O	1.44 to 1.43 to 1.51 to 1.44	
P – Z	1M.43 to 1M.51 to 1M.44	
[Law journals] Folio		
A – O	1.40 to 1.41 to 1.39	
P – Z	1M.39 to 1M.41 to 1M.39	

[Back to subject-specific info](#)

Music

Key classmarks for this area of study are:

For books about music are on the second floor in rooms 2.45-2.46

- ML - which covers literature on music
- MT - which covers music instruction and study

Music Scores, Multimedia materials and players are located in the Ground (G) and Ground Mezzanine (GM) floors.

For scores:

- M1-3 - Collections and Manuscripts
- M5-1490 - Instrumental Music, begins with solo instruments and finishes with large orchestral groups
- M1497-1998 - Secular Vocal Music
- M1999-2199 - Sacred Vocal Music

- Recordings are organised on the shelves in a numerical sequence that reflects when each item was received by the Maughan Library

External Libraries


- [Barbican Music Library](#)
- [Westminster Music Library](#)

Please check for access restrictions before visiting.

[Back to subject-specific info](#)

Music Scores, Film and Multimedia

- Scores, multimedia materials and players are located in the Ground (G) and Ground Mezzanine (GM) floors.
- To know more about where books for a specific subject are located, see the Browsing Guide table to the right.

Music, Film & Multimedia	Room(s)	
Scores	GM.66 – GM.70	
Outsize scores	G.68	
Unbound scores	G.70	
Multimedia	G.68 – G.70	
Multimedia players	GM.66 – GM.70	

[Back to subject-specific info](#)

Philosophy

Key classmarks for this area of study are on the Floors 1 and 1M:

- B1-5739- Philosophy (General)
- BC1-199 - Logic
- BC200- Language and Philosophy
- BD10-701- Speculative Psychology
- BF1-990- Psychology
- BH1-301- Aesthetics
- BJ1-1725 - Ethics

[Back to subject-specific info](#)

Political Economy

Key classmarks for this area of study are on the Floors 2 and 2M:

- H - Social Sciences
- HA - Statistics
- HF - Political economy
- HG - Economics
- HV - Social Policy and Public Welfare. Crime
- J - Political Science
- JC - Political Theory
- JX - International Law
- JZ - International Relations

[Back to subject-specific info](#)

Science

- Most science books and journals are located in the Second (2) and Second Mezzanine (2M) floors.
- To know more about where books for a specific subject are located, see the Browsing Guide table to the right.

[Science books]			
Subject	Classmark	Room(s)	
Science (General)	Q	2.35	
Mathematics	QA	2.35 – 2.38, 2M.35 – 2M.37	
Computer Science	QA 76 – QA 9999	2.35 – 2.38, 2M.35 – 2M.37	
Astronomy	QB	2M.37	
Physics	QC	2M.35 – 2M.37 2.40 – 2.42	
Agriculture	S	2M.39	
Technology (General)	T	2M.39 – 2M.42	
Mechanical Engineering	TJ	2M.39 – 2M.40	
Electrical Engineering	TK – TX	2M.40 – 2M.42	
Science reference		2.39	
[Science journals]			
A – J		2.20 to 2.18 to 2.20	
J		2M.19 to 2M.18 to 2M.20	
J – P		2.25 to 2.27 to 2.25	
P		2M.25 to 2M.27 to 2M.25	

[Back to subject-specific info](#)

Spanish, Portuguese and Latin American Studies

Key classmarks for this area of study on floors 1 and 1M are:

- DP1-402 - Spanish history
- DP501-900.22 - Portuguese history

Key classmarks for this area of study on floors 2 and 2M are:

- F1201-3799 - Latin American history
- JN8101-8399 - Spanish politics
- JN8423-8661 - Portuguese politics
- JL1200-2499 - Latin American politics
- PC4001-4977 - Spanish language
- PC5001-5498 - Portuguese language
- PQ6001-6726 - Spanish literature
- PQ7081-8560 - Spanish American literature
- PQ9000-9326 - Portuguese literature
- PQ9500-9796 - Brazilian literature

[Back to subject-specific info](#)

Theology and Religious Studies

Key classmarks for this area of study are on the Floors 2 and 2M:

- BL1-2790- Religions, mythology, rationalism
- BM1-990- Judaism
- BP 1-605- Islam, Bahaism, theosophy
- BQ1-9800- Buddhism
- BR1-1725- Christianity
- BS1-2970- The Bible
- BT1-1480- Doctrinal Theology
- BV1-5099- Practical Theology
- BX1-9999 - Denominations and sects

[Back to subject-specific info](#)

End of the tour



We hope you found this self-guided tour of the Maughan Library useful

Follow us on [Instagram](#) or [Twitter](#) (search for Kings libraries) for all things library include new resources, jobs and useful tips.



[Back to subject-specific info](#)