

Covid-19 vaccines: confidence, concerns and behaviours

28 April 2021

Supported by:



Economic
and Social
Research Council

NIHR

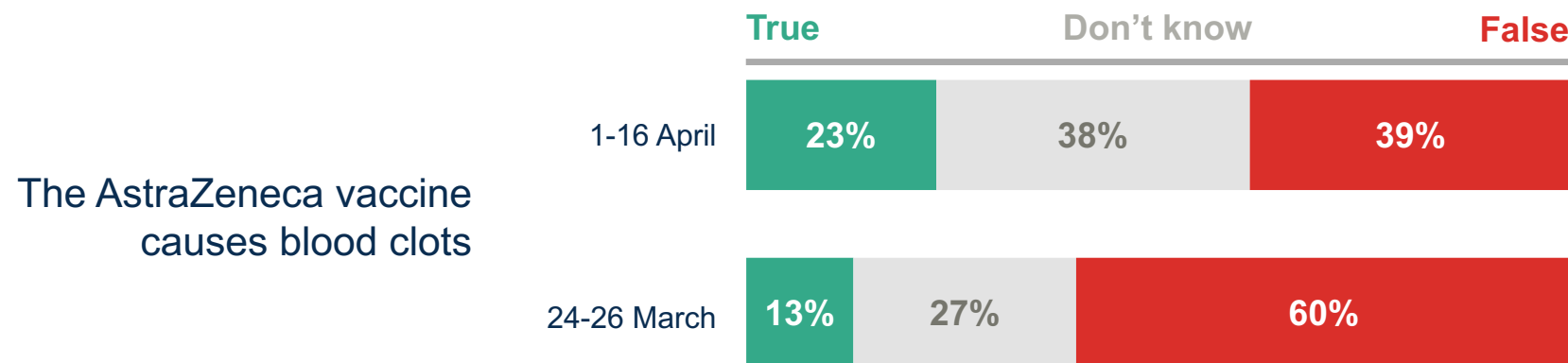
Health Protection Research Unit
in Emergency Preparedness and
Response at King's College London

AstraZeneca, blood clots and confidence in vaccines

23% of people now believe the AZ vaccine causes blood clots – up from 13% towards the end of March. The proportion who say they don't know if this is true has also risen, from 27% to 38%.

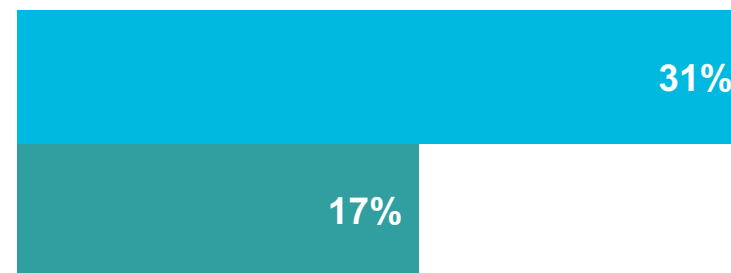
And within this latest survey wave, there is a big difference in beliefs before and after the MHRA announced on 7 April that there was a possible link between the vaccine and extremely rare blood clots: 17% of those interviewed in the first week of April thought this claim was true, compared with 31% interviewed after.

Are the following statements true or false?



% who believe that the AstraZeneca vaccine causes blood clots

■ Post-MHRA announcement ■ Pre-MHRA announcement

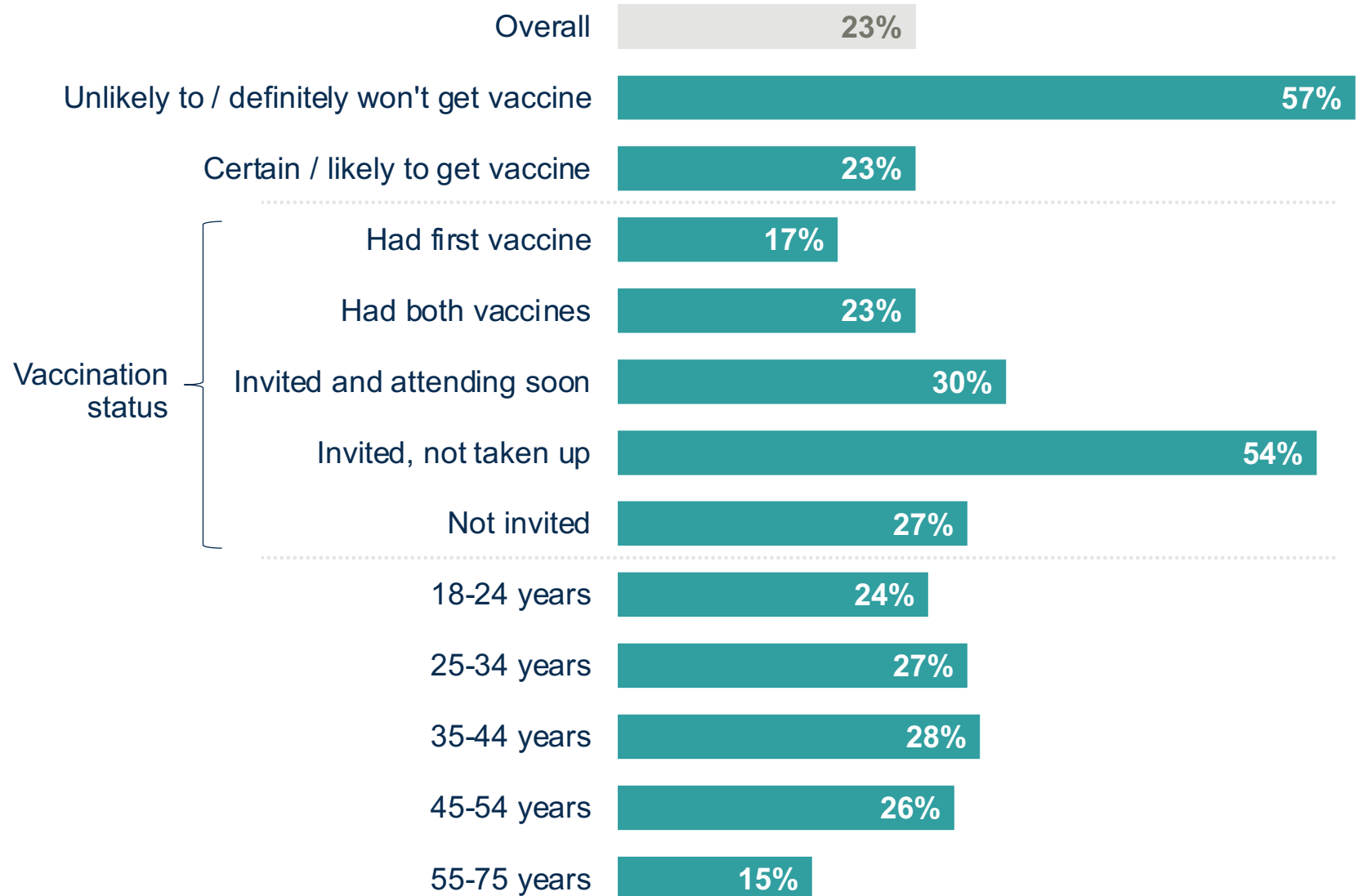


Vaccine-hesitant people (57%) are more than twice as likely as both the public overall (23%) and the vaccine-confident (23%) to believe the AZ vaccine causes blood clots.

Those who have received an invitation to get vaccinated but have not taken it up are also much more likely to believe the vaccine causes clots: 54% think this claim is true, compared with 30% of those who have received their invitation to be vaccinated and plan on attending it soon.

All age groups have relatively similar levels of belief in this claim – aside from those aged 55 to 75, who are less likely to believe it.

% who believe that the AstraZeneca vaccine causes blood clots



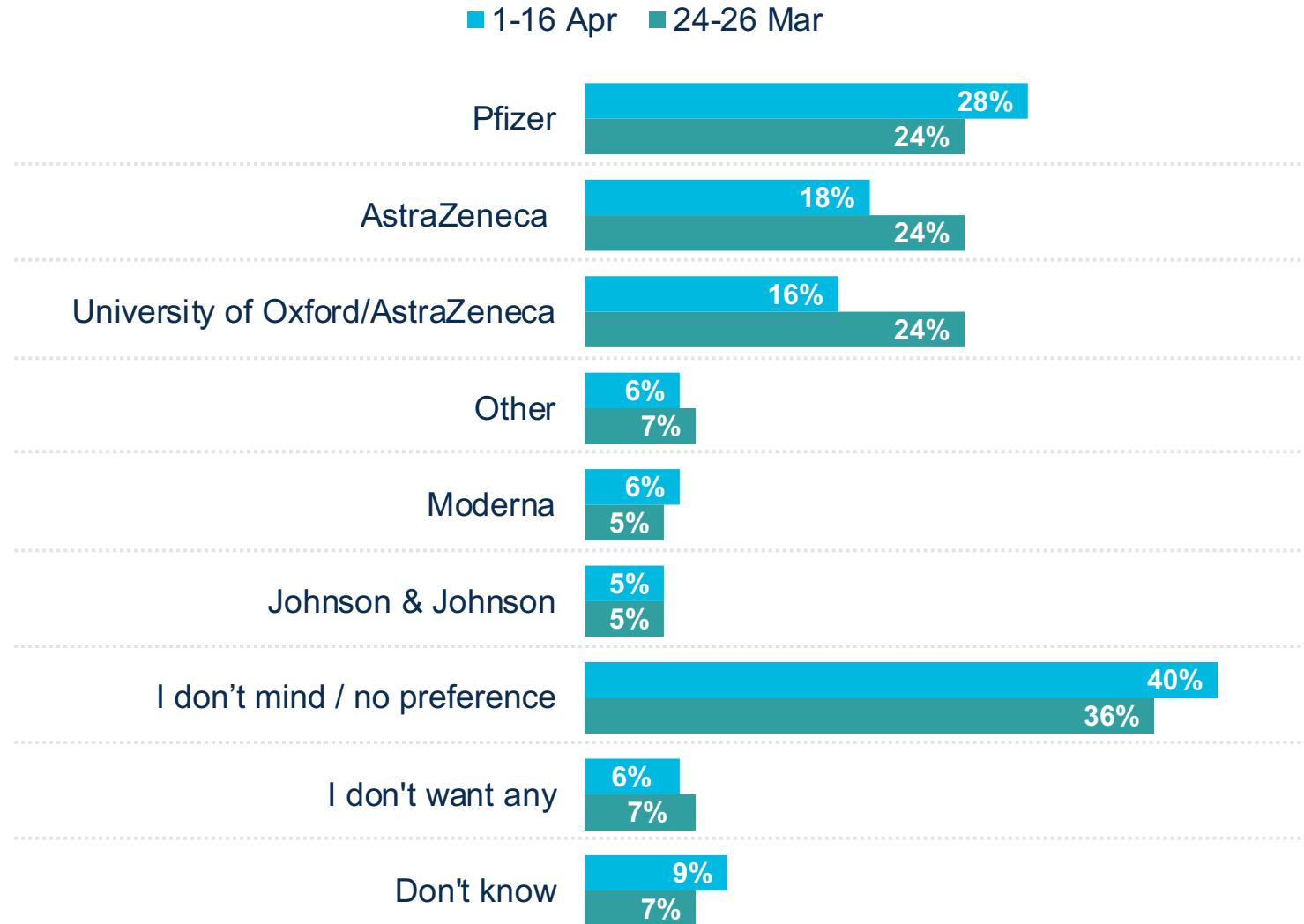
17% of the public would now prefer to have the AZ vaccine – down from 24% in March.

There has been a similar change in views of the vaccine when it is described as the “University of Oxford/AZ” vaccine (24% vs 16%).

There has also been a decline in preference for the Oxford/AZ vaccine among those who were interviewed at different times during this latest survey: before the MHRA announcement about blood clots on 7 April, 19% said they’d prefer to get the AZ vaccine – but this declined to 15% after the announcement.

Note some figures differ from charts due to split-sampling.

If you had a choice of which vaccine you could get for Covid-19, which, if any, of the following would you choose?

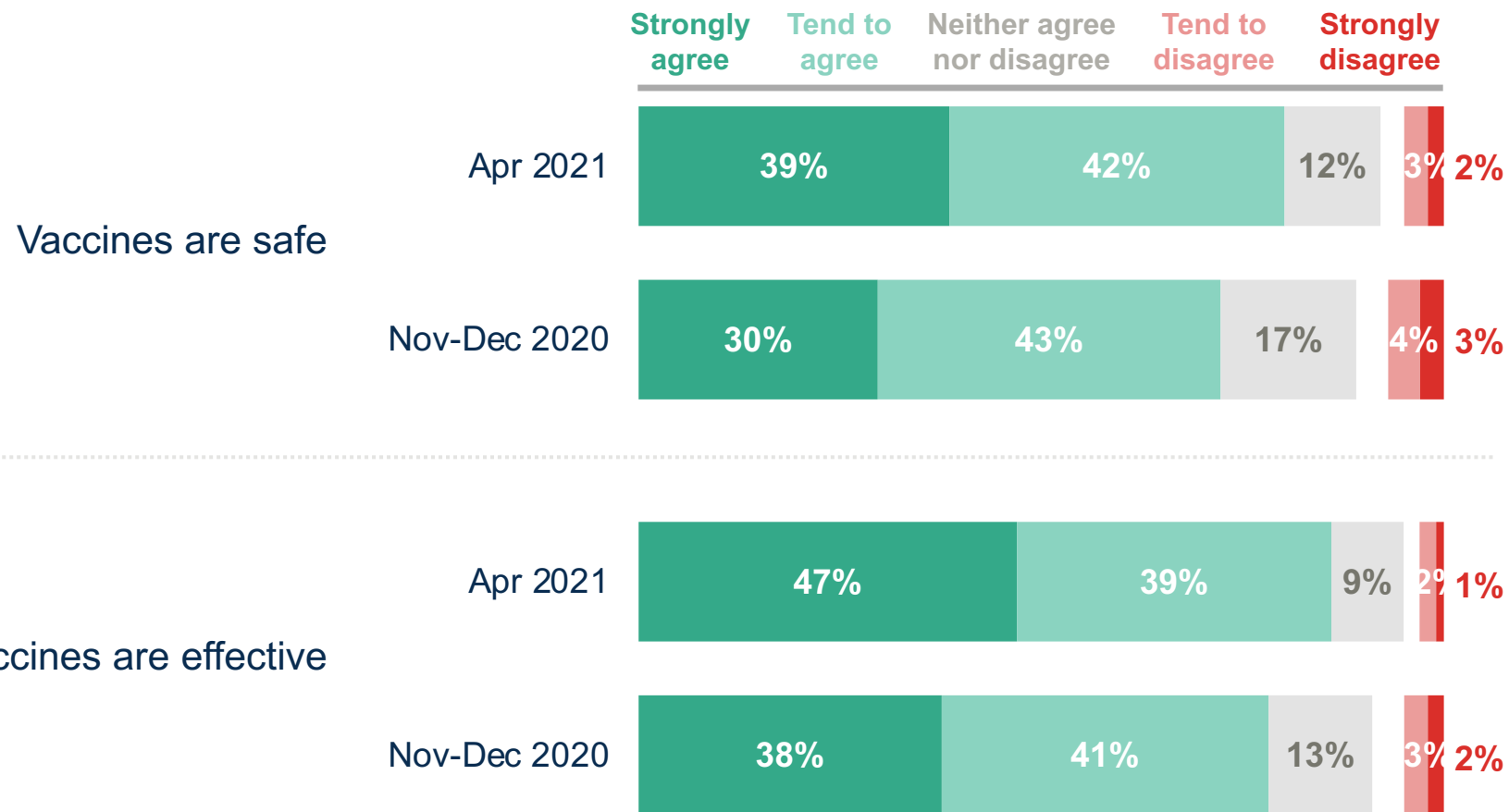


A growing belief that the UK's main Covid vaccine is linked to blood clots has not dented overall levels of confidence in vaccines in general.

81% now say vaccines are safe, compared with 73% who said the same towards the end of 2020. This includes 39% who strongly agree that this is the case – up from 30%.

There has been a similar change in views of how well vaccine work: 86% say they are effective, an increase from 79% in Nov/Dec. And the proportion who strongly feel this way has risen from 38% to 47%.

To what extent, if at all, do you agree or disagree with the following?



Base: 4,896 UK adults aged 18-75, interviewed online 1-16 Apr 2021, and 4,860 UK adults aged 18-75, interviewed online 21 Nov-22 Dec 2020

Vaccine behaviours

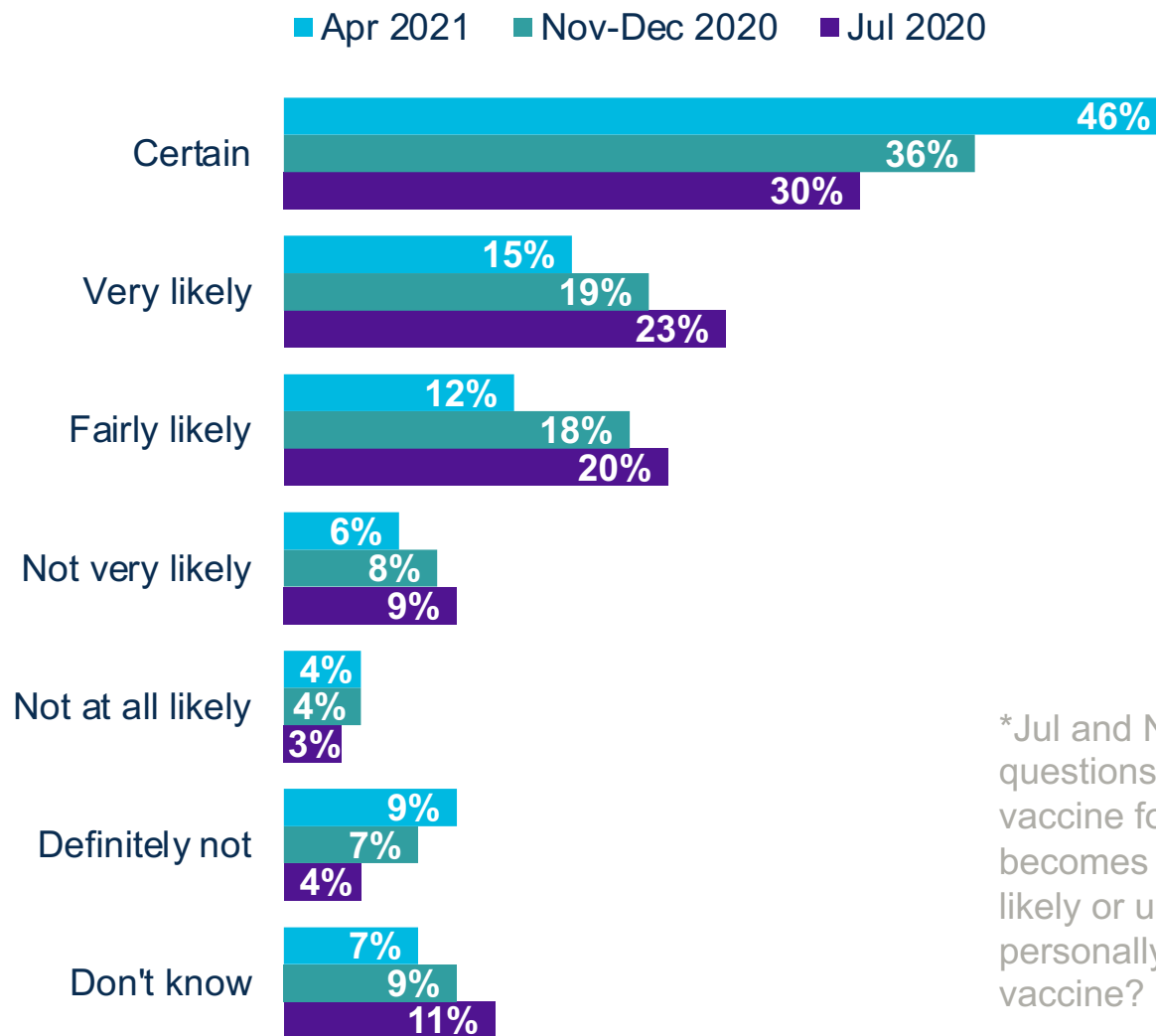
The public appear more likely to say they'll get a Covid vaccine than they were last year.

46% of those who are currently unvaccinated say they'll accept a vaccine when offered it.

This compares with 36% of the public overall who said they were certain to get vaccinated when asked in Nov/Dec 2020 about their intentions once a vaccine became available.

At the same time, there has been a hardening of views at the other end of the spectrum, with 9% of the unvaccinated saying they definitely won't get the vaccine, compared with 4% of the public overall who said the same in July 2020.

When you are offered a vaccine for coronavirus (again), how likely will you be to accept?

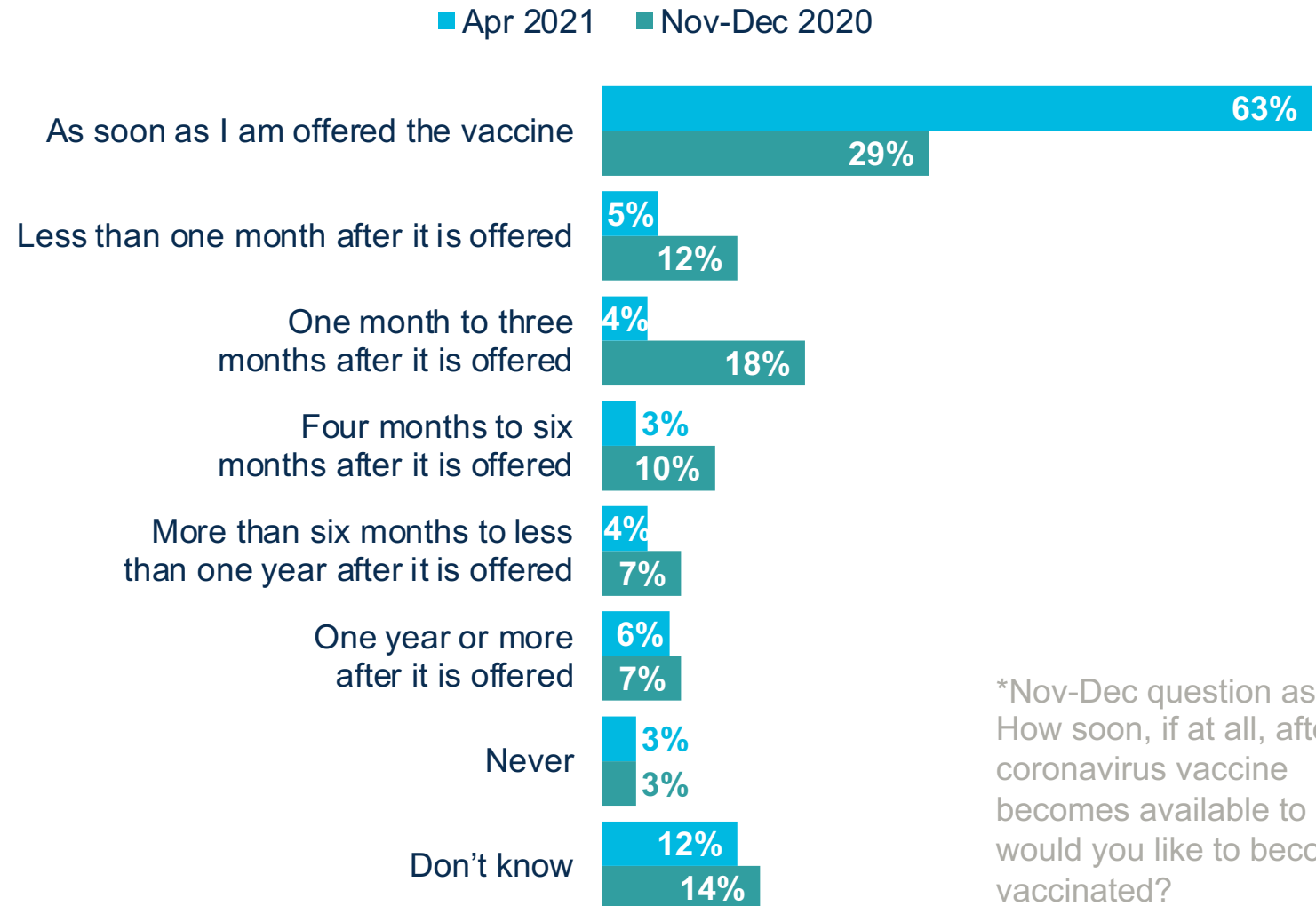


*Jul and Nov-Dec 2020 questions asked: If a vaccine for coronavirus becomes available, how likely or unlikely would you personally be to get the vaccine?

Base: 1,901 UK adults aged 18-75 who have not had a Covid vaccine, interviewed online 1-16 Apr 2021; 4,860 UK adults aged 18-75, interviewed online 21 Nov-22 Dec 2020; and 2,237 UK residents aged 16-75, interviewed online 17-20 July 2020

63% of those who say they might get a Covid vaccine would now prefer to have it as soon as they're offered it – twice the 29% who said they'd like to have it immediately in Nov/Dec last year, when asked about their preferences once a vaccine became available.

Would you prefer to have the vaccination as soon as you're offered it / offered it again or later?*



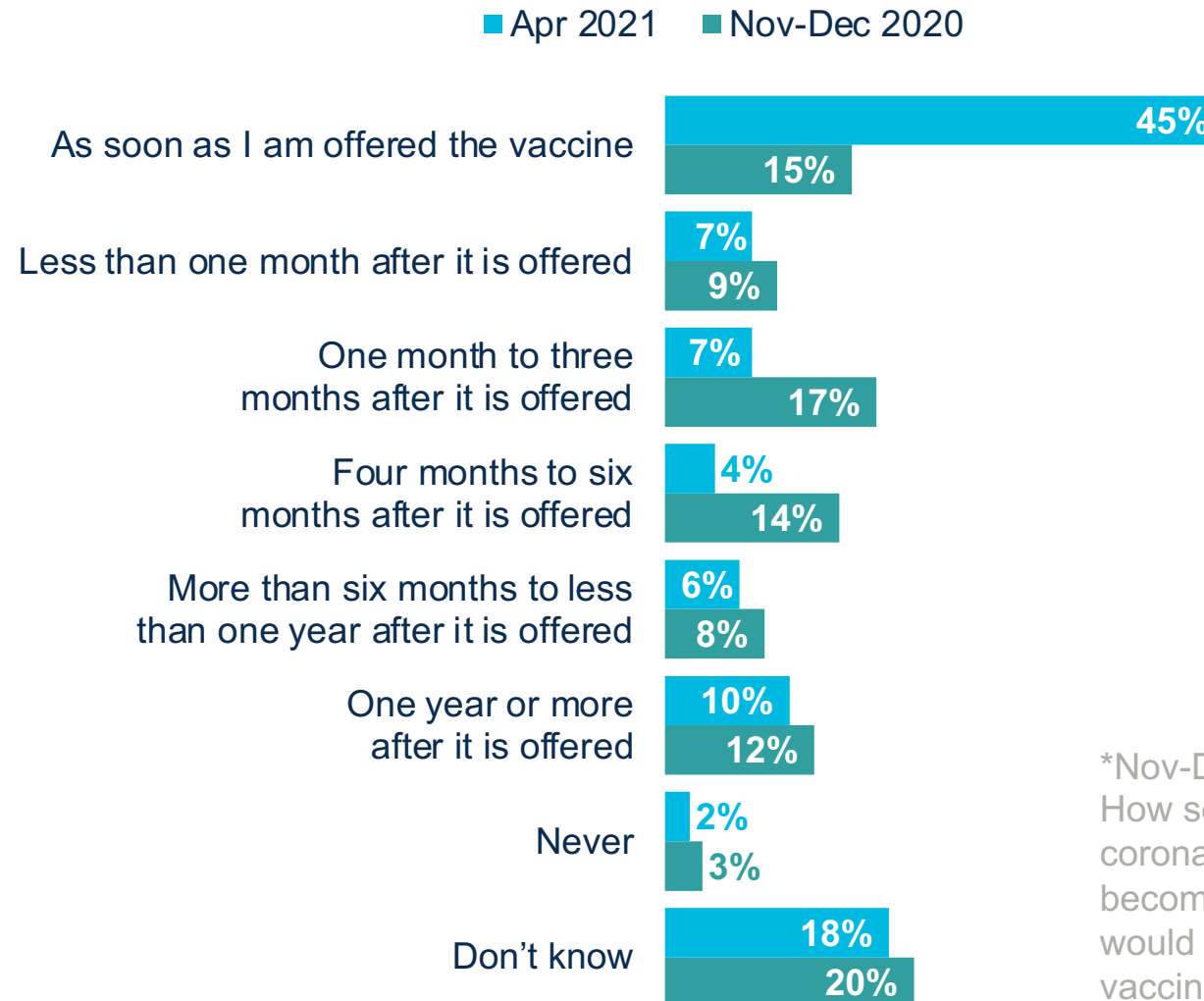
*Nov-Dec question asked: How soon, if at all, after the coronavirus vaccine becomes available to all, would you like to become vaccinated?

Base: 1,739 UK adults aged 18-75 who might get a Covid vaccine, interviewed online 1-16 Apr 2021, and 4,542 UK adults aged 18-75 who might get a Covid vaccine, interviewed online 21 Nov-22 Dec 2020

There has also been a big change in views among people from ethnic minorities who say they might get a Covid vaccine.

45% would now prefer to be vaccinated immediately – three times the 15% who said the same last year, before the vaccine rollout had begun.

How soon people from ethnic minorities would prefer to have the vaccination after they are offered it / offered it again*



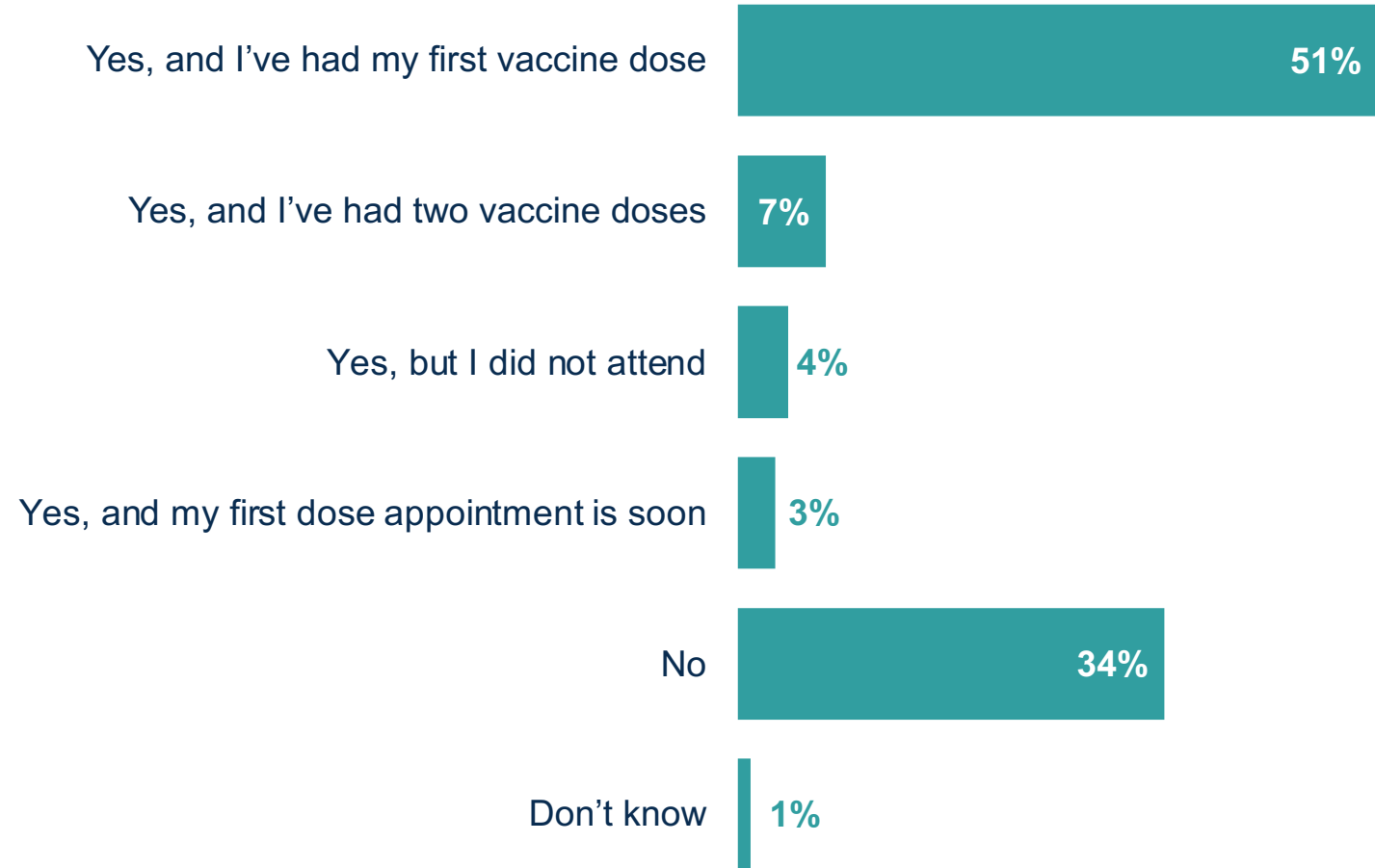
*Nov-Dec question asked: How soon, if at all, after the coronavirus vaccine becomes available to all, would you like to become vaccinated?

Base: 250 UK adults aged 18-75 from ethnic minority groups who might get a Covid vaccine, interviewed online 1-16 Apr 2021, and 338 UK adults aged 18-75 from ethnic minority groups who might get a Covid vaccine, interviewed online 21 Nov-22 Dec 2020

A majority of the population say they've been invited for a Covid vaccination, with 51% saying they've had their first dose and 7% their second. 3% are also having their first vaccine soon.

4% of the public say they've been invited but didn't attend their appointment.

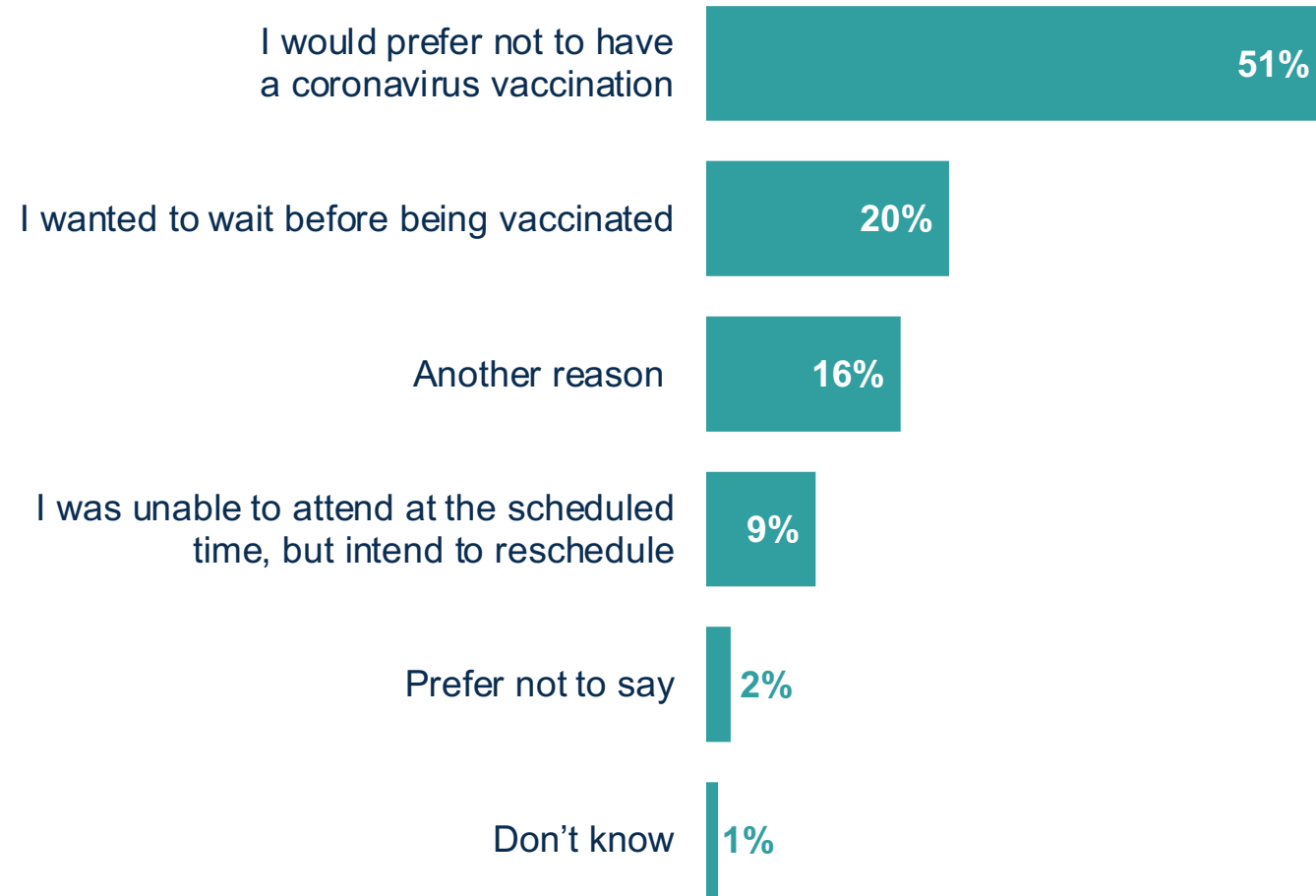
Have you been invited for a coronavirus vaccination?



Among the 4% who didn't attend their vaccination appointment, half (51%) said they would prefer not to have the vaccine, while one in five (20%) wanted to wait.

Why did you not attend your coronavirus vaccination appointment?

(Asked to the 4% of the population who were offered one but didn't attend)

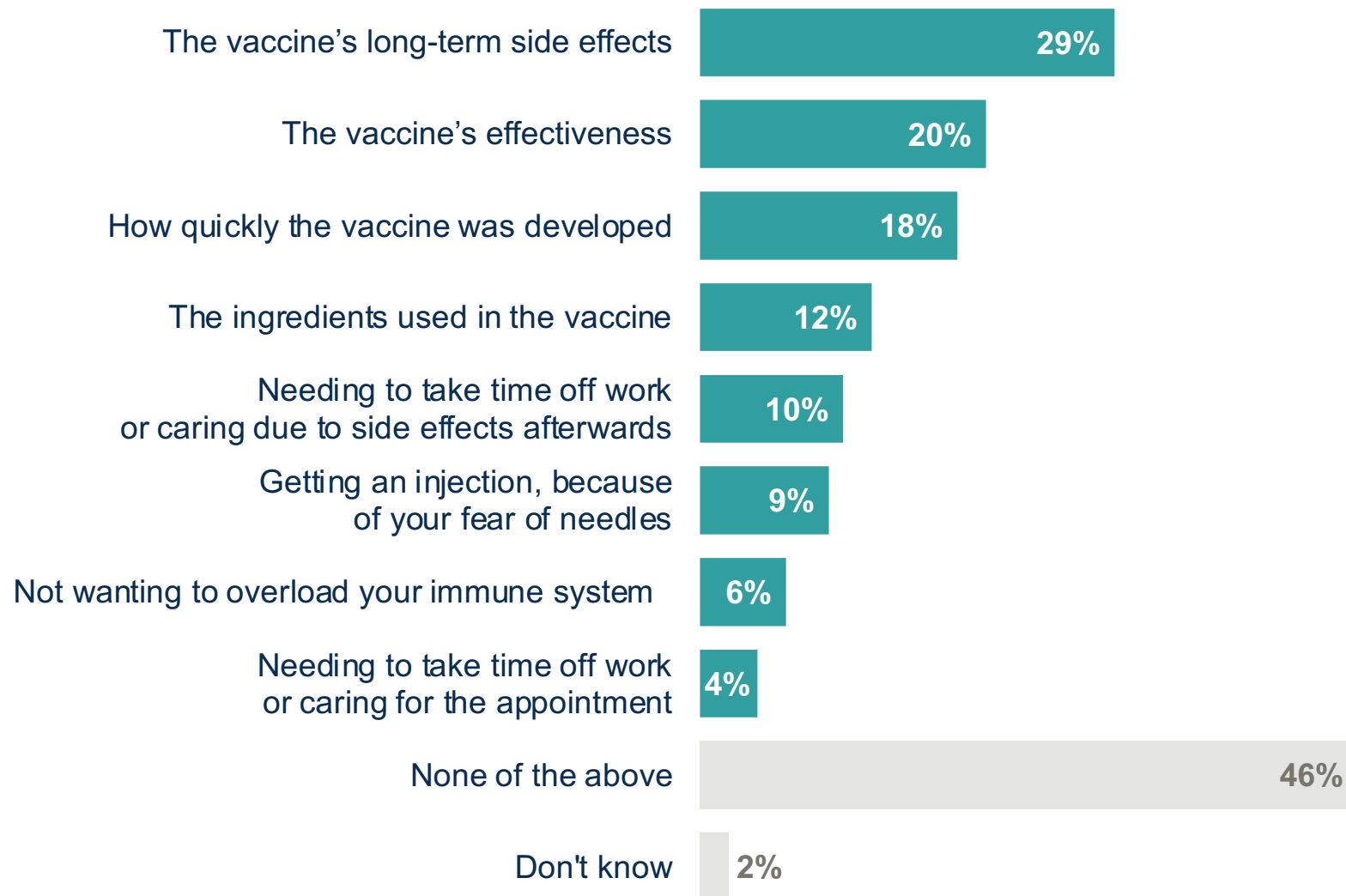


Side effects are the public's biggest concern about coronavirus vaccines, with 29% saying they worry about them.

Concerns about the effectiveness (20%) of the vaccines and how quickly they were developed (18%) are people's next-biggest worries.

Around one in 10 are worried about the vaccine's ingredients (12%), needing to take time off work after being vaccinated (10%), and their fear of needles (9%).

Which of these, if any, worry you about getting the vaccine? / when you got the vaccine, which of these, if any, were you worried about?

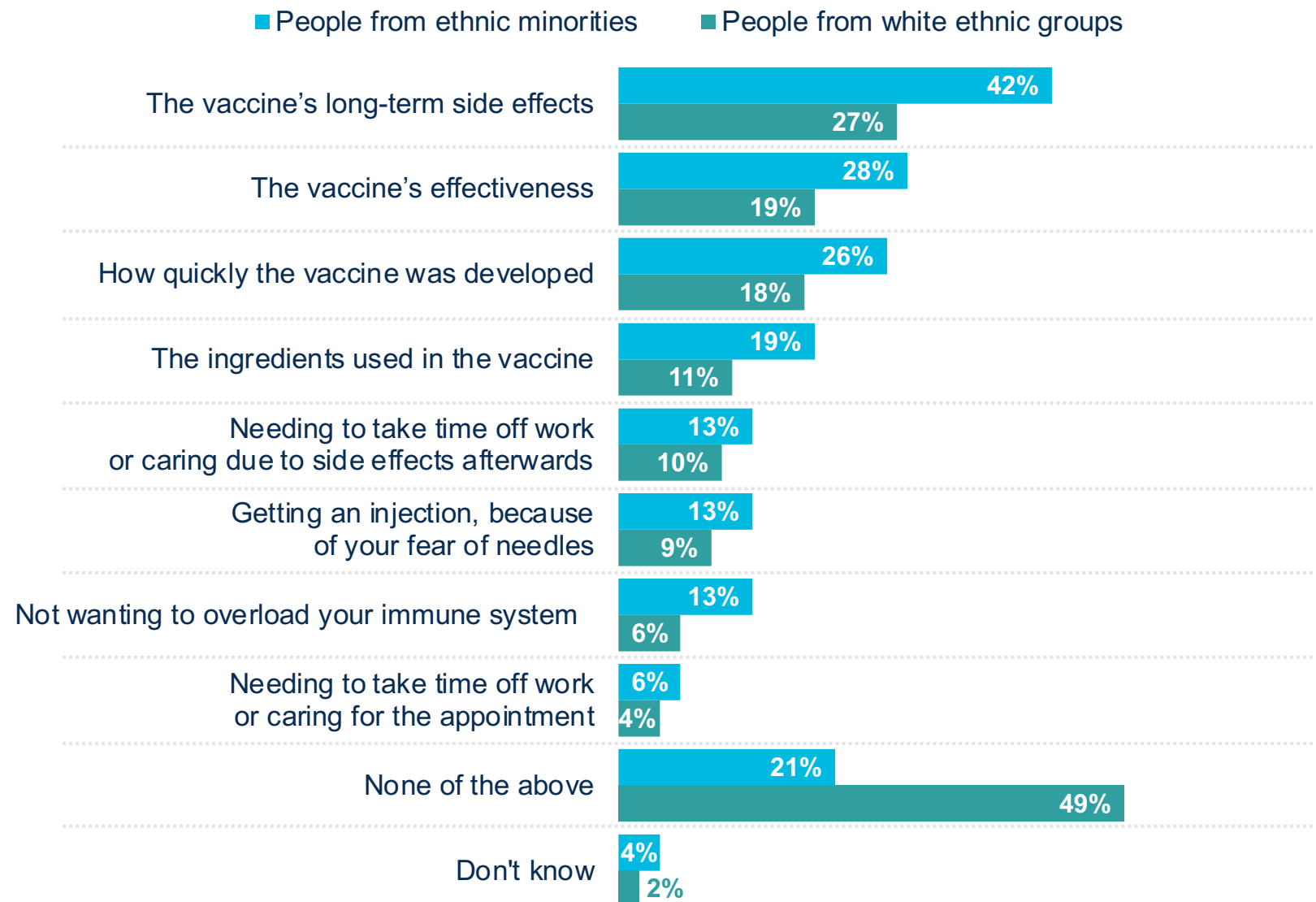


Worries about different aspects of vaccination are more common among people from ethnic minorities than white people.

For example, 42% of the former are concerned about long-term side effects, compared with 27% of the latter who say the same.

People from white ethnic groups are more than twice as likely to say they are not worried about any of the issues asked about (49% vs 21%).

Which of these, if any, worry you about getting the vaccine? / when you got the vaccine, which of these, if any, were you worried about?



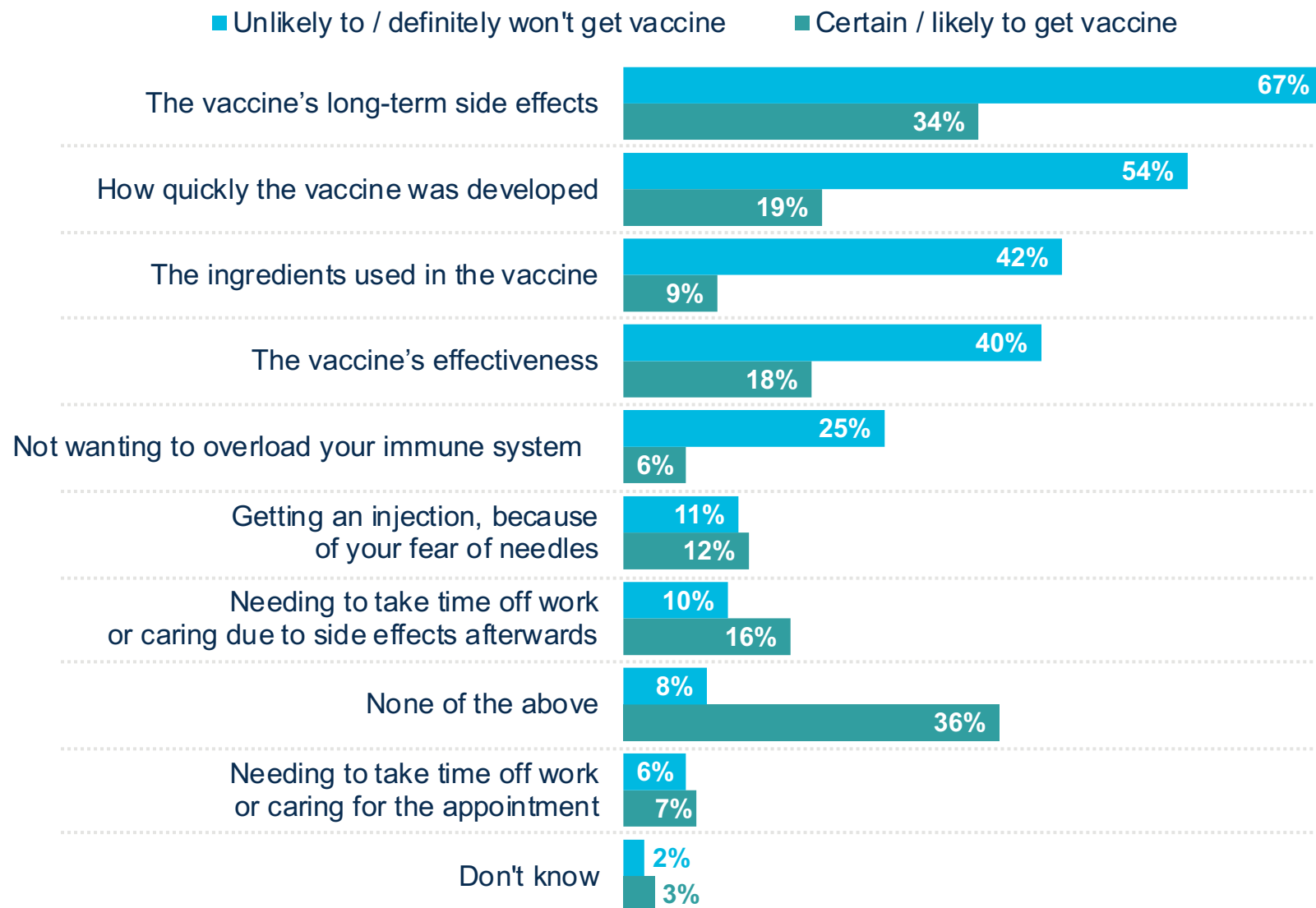
Base: 4,896 UK adults aged 18-75, interviewed online 1-16 Apr 2021

The vaccine-hesitant are inevitably much more likely than the vaccine-confident to be worried about the vaccination process.

67% of those who are unlikely to or definitely won't get a Covid vaccine have concerns about side effects, and 54% are worried about the speed of the vaccines' development – compared with 34% and 19% respectively among those who say they're certain or likely to be vaccinated.

Around four in 10 of the vaccine-hesitant are also worried by the ingredients used in the vaccines and the vaccines' effectiveness.

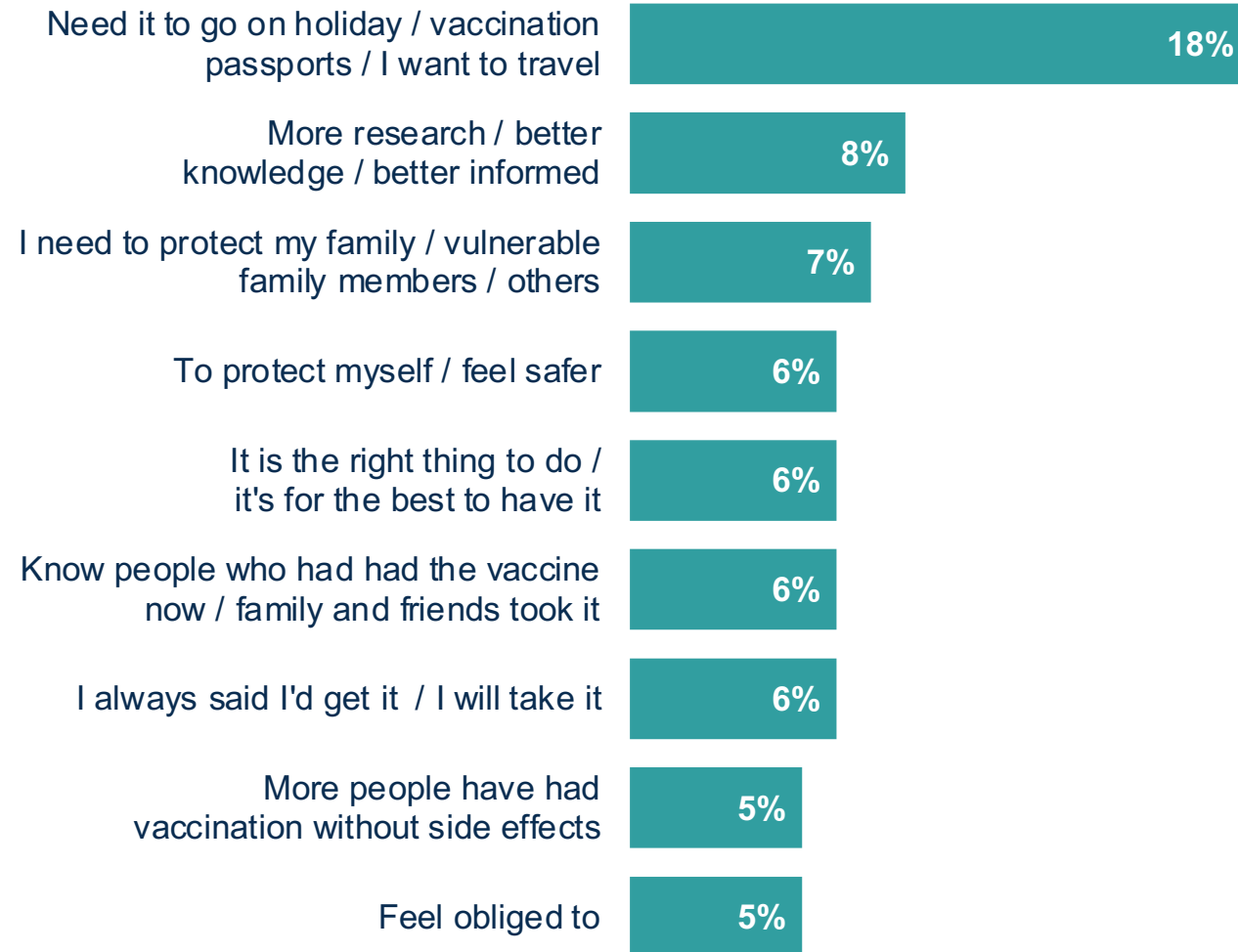
Which of these, if any, worry you about getting the vaccine? / when you got the vaccine, which of these, if any, were you worried about?



Among people who said they did not intend to take up a Covid vaccine when asked in Nov/Dec but have since changed their mind, by far the top reason given is a desire go on holiday or travel, selected by nearly one in five (18%) of those who switched their views in this way.

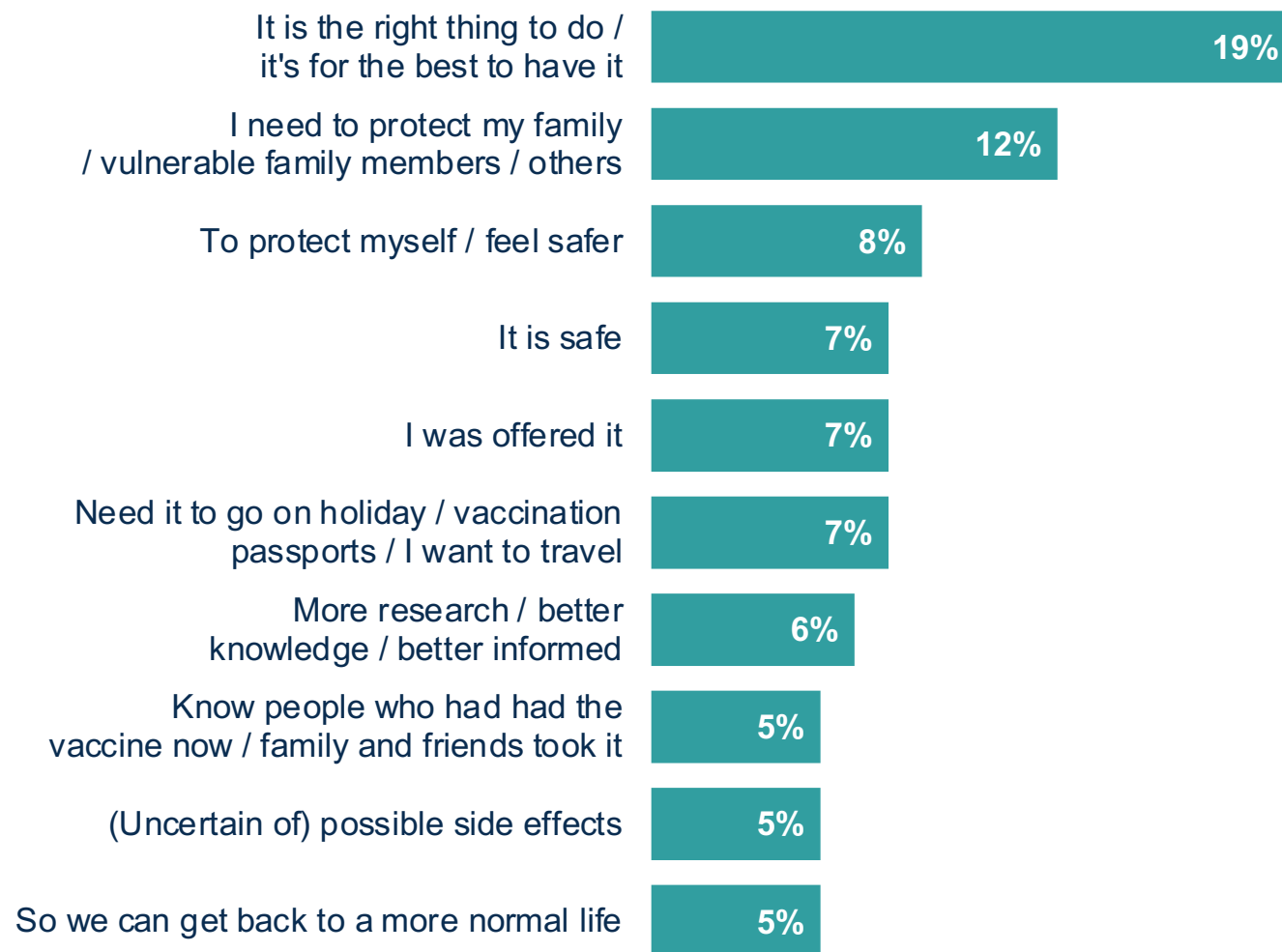
Other reasons given for now being likely to get vaccinated include more research and greater knowledge about the vaccines (8%) and the need to protect family and others (7%).

When we last asked you about three months ago, you said then that you **did not intend** to take up a coronavirus vaccine. Why did you change your mind?



Among those who were unsure whether they would get vaccinated when asked back in Nov/Dec but now say they've made a decision, the most commonly given response is that it's the right thing to have the vaccine (19%), followed by a need to protect family members (12%) or themselves (8%).

When we last asked you about three months ago, you said then that you **did not know whether** you would take up a coronavirus vaccine. Why did you change your mind?



Base: 121 UK adults aged 18-75 who did not know if they would take up a coronavirus vaccination in December and already had a coronavirus vaccination or are currently certain to, likely, not likely or certain not to take up a coronavirus vaccination, interviewed online 1-16 Apr 2021

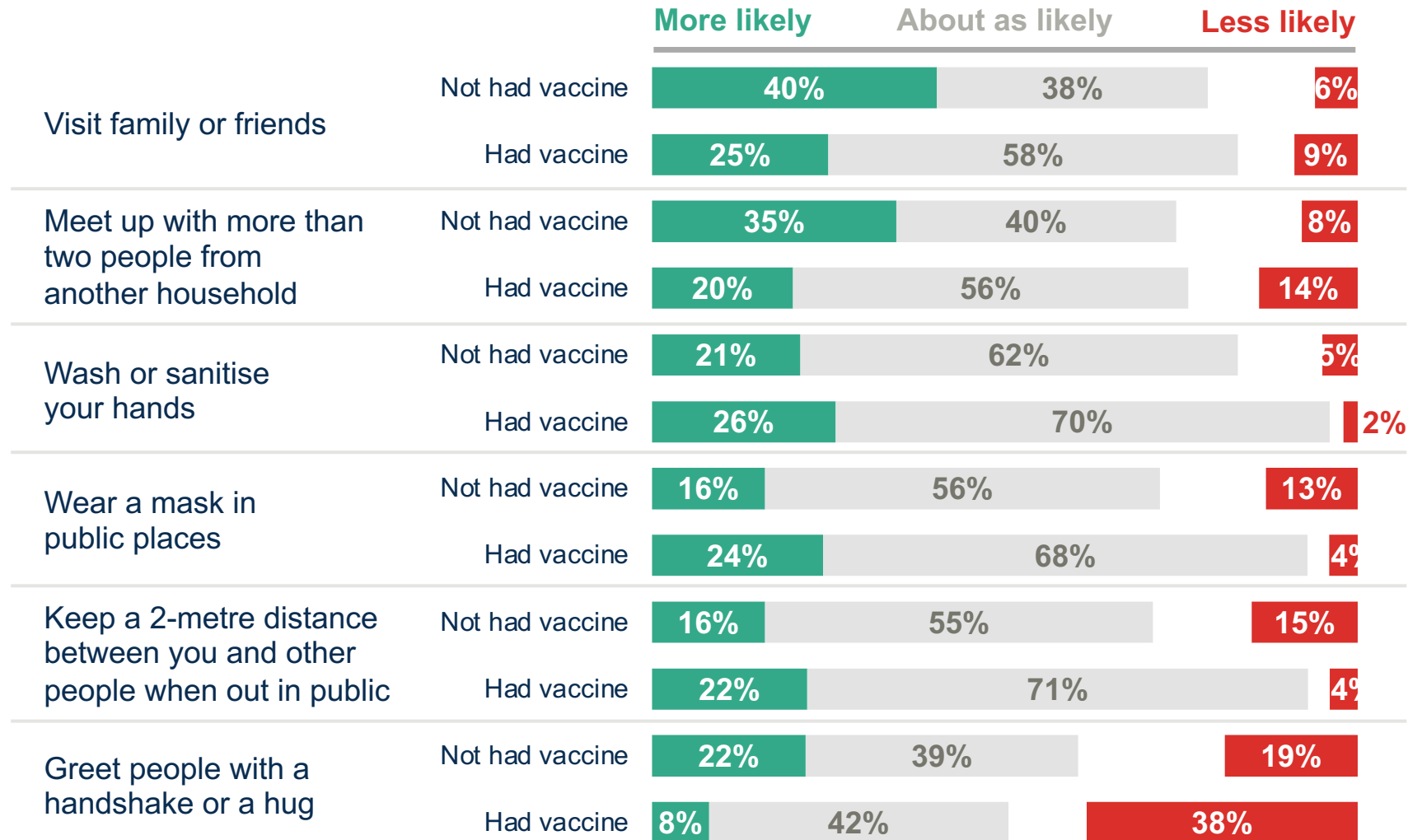
Across the majority of behaviours asked about, the public's most common response is that they are about as likely to do them post-vaccination as they were pre-vaccination.

For example, among those who have already had their vaccine, 56% say they're about as likely to meet up with more than two people from another household – compared with 20% who say they're more likely to do so once vaccinated.

And there are differences in reported likelihood of doing various activities between those who are have already been vaccinated and those who are currently unvaccinated: 25% of the former say they'll be more likely to visit family and friends after getting their vaccine, while 45% of the latter say the same.

The differences between these two groups are likely to reflect their different age profiles.

Following your vaccination / once you are vaccinated, do you think you will be more likely, less likely or about as likely to do any of the following, because of your vaccination?



Base: 4,896 UK adults aged 18-75, interviewed online 1-16 Apr 2021

Daniel Allington
Senior Lecturer in Social and
Cultural Artificial Intelligence
King's College London

Bobby Duffy
Director
The Policy Institute
King's College London

Vivienne Moxham-Hall
Research Associate
The Policy Institute
King's College London

Siobhan McAndrew
Senior Lecturer in
Quantitative Social
Science
University of Bristol

George Murkin
Acting Head of
Communications
The Policy Institute
King's College London