

Using PeerMark with Turnitin

Contents

Contents.....	1
Introduction.....	2
Student PeerMarking.....	2
Student view after Peer Marking assignment marks released	4



Introduction

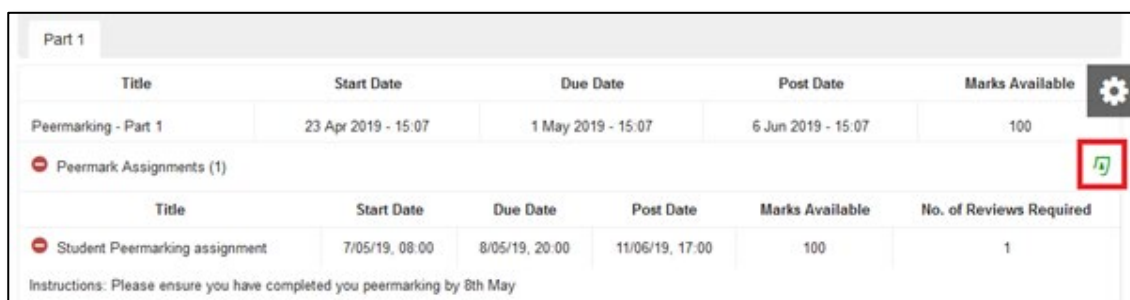
This is one of a series of guides available from the [Teaching, Learning & Assessment with Technology series](#). Please note, your faculty may have other approaches or use different tools, contact your [Faculty TEL Officer](#) for more information on local provision.

Turnitin PeerMark can be used by students for peer assessment.

Student PeerMarking

This is an example of a student view with an assignment with PeerMark attached to it. If PeerMarking is enabled on a Turnitin submission, the PeerMark Assignments option will be displayed in the Turnitin inbox.

1. Students access the PeerMark review screen by click on the green 'Launch PeerMark Reviews' icon highlighted below:



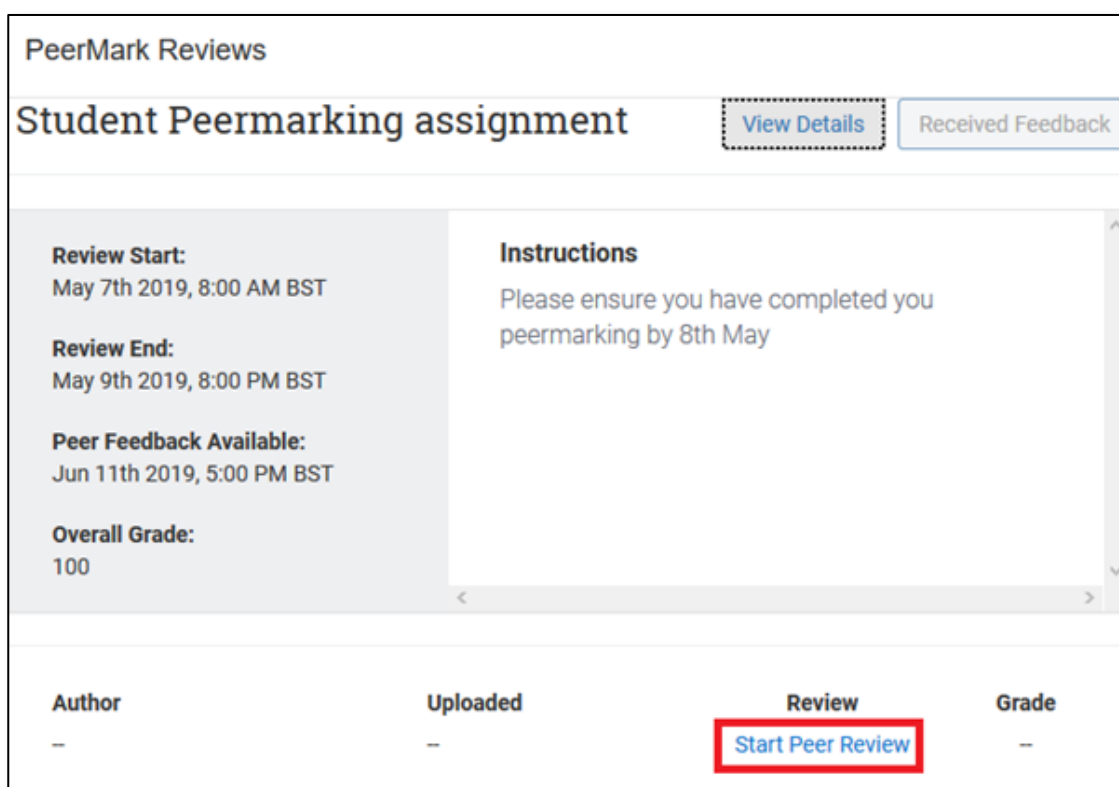
Title	Start Date	Due Date	Post Date	Marks Available
Peermarking - Part 1	23 Apr 2019 - 15:07	1 May 2019 - 15:07	6 Jun 2019 - 15:07	100

Peermark Assignments (1)

Title	Start Date	Due Date	Post Date	Marks Available	No. of Reviews Required
Student Peermarking assignment	7/05/19, 08:00	8/05/19, 20:00	11/06/19, 17:00	100	1

Instructions: Please ensure you have completed you peermarking by 8th May

2. A pop-up window will display highlighting the peer marking details including the deadline for the review and any specific instructions provided by the tutor.
3. Click **Start Peer Review** to start the peer marking.



PeerMark Reviews

Student Peermarking assignment [View Details](#) Received Feedback

Review Start:
May 7th 2019, 8:00 AM BST

Review End:
May 9th 2019, 8:00 PM BST

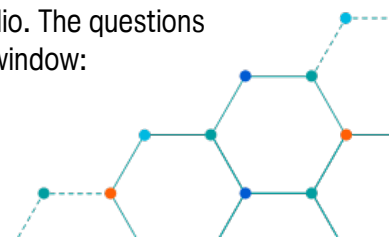
Peer Feedback Available:
Jun 11th 2019, 5:00 PM BST

Overall Grade:
100

Instructions
Please ensure you have completed you peermarking by 8th May

Author	Uploaded	Review	Grade
—	—	Start Peer Review	—

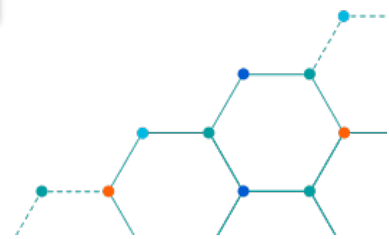
4. The peer marking view is simplified in comparison to the normal Feedback Studio. The questions relating to the peer marking tasks are presented on the right-hand side of the window:



- In line comments can also be added to the document that is being marked.

- The **Save** button saves your review for you to return to at a later time. The **Submit** button submits the review to your instructor and the paper's author.

- Once the student review has been submitted you will see the **Author** and **Uploaded** columns now with an entry in the PeerMark Manager.



Student view after Peer Marking assignment marks released

Once the marks have been released the student will need to follow these steps to view their peer marking feedback and grade.

1. From the submission inbox click green **Launch PeerMark Reviews** cog icon:

Part 1					
Title	Start Date	Due Date	Post Date	Marks Available	
Complete - Part 1	23 Apr 2019 - 15:07	1 May 2019 - 15:07	13 May 2019 - 09:00	100	
Peermark Assignments (1)					
Title	Start Date	Due Date	Post Date	Marks Available	No. of Reviews Required
Student Peermarking assignment	7/05/19, 09:00	9/05/19, 13:00	13/05/19, 09:00	100	1
Refresh Submissions					
Submission Title	Turnitin Paper ID	Submitted	Similarity	Grade	
View Digital Receipt Peemarking_1	105182034	23/04/19, 15:18	2%	70/100	-

2. From the pop-up window click the Received Feedback button

PeerMark Reviews

Student Peermarking assignment [View Details](#) [Received Feedback](#)

Author	Uploaded	Review	Grade
Authors names are hidden	Peemarking 2		-

3. The student will now see a window with the review of their work left by their peer:

PeerMark by Turnitin

Student Peermarking assignment
Paper by CTEL01 CTEL01

Print Rate this Review

Video playback interchange?	Yes Viewer can alternate between the two video playback, full screen, side by side or in the corner.	Yes Side by side or full screen
Annotations	Yes Pencil, arrow, text box (500 character limit) and Select	No
Duration limitation	120min (2h) Limit set but system admin	Needs to be at least 15s dura
Recordings editable?	Yes Using online video editor	Yes Both offline and online
Captions?	Yes Once uploaded you can insert captions as normal	No
Quiz?	Yes	No
Embed or sharable links?	Yes Embed code, link to video	Yes Embed code, link to video More options available than Ka autoplay, automate, start z

QUESTIONS COMMENTS

Instructions

1. Rate this paper's overall readability
4 of 5

2. Do you feel this paper relies on evidence, or on opinion or intuition? If the latter, cite examples of where this paper relies on opinion and intuition and give suggestions as to how the writer can write more objectively.
Needs referencing, see in line comments...

3. How effective was the writer's use of language?
3 of 5

